




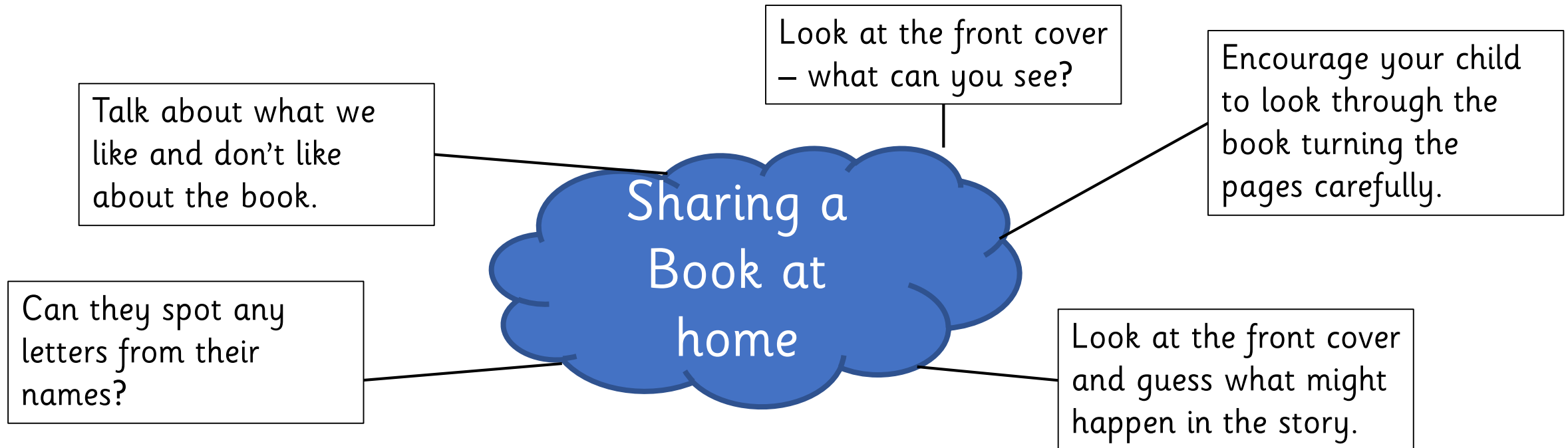
Reading & Phonics workshop

Friday 17th November



Library Book

Every week the children will bring home a book of their choice. This is to *share* with your child at home. You will also have a reading diary, please sign this every time you share a book with your child. This can be a comment or just your name or even a smiley face!



Phase 1 Phonics

In Nursery we focus on developing your child's speaking, listening and awareness of sound. This phase is crucial in building the foundations for when your child is learning their letters and sounds later on.

Phase 1 phonic skills:

- Environmental sounds
- Instrumental sounds
- Body percussion
- Rhythm and rhyme
- Alliteration
- Voice sounds
- Oral blending

Activities you can do at home:

Make up your own funny rhymes. This could be done to fill a waiting time or in the car. Make up rhymes that paint silly scenes, e.g. a dog having a jog on a log.



'Add a Sound' is a really easy game that can be played anywhere. The first person starts the game with one sound, the next person copies the first sound and adds one of their own and so on. See how many sounds you can remember. Use clicks, whoops, pops and any other unusual sounds you can think of.




Play some music of your choice. Have fun using your bodies to play along. You could clap, stamp, pat or click along to the music.

Make a pots-and-pans drum kit using pans from the kitchen and a wooden spoon and bash out some tunes!



Take it in turns to imitate the sound of something and guess what it is. Maybe you could try clock, car and pets.



Zayn the Zoo Keeper loves to name the animals in his zoo. Can your children help him? Help your children come up with alliterative names for animals, e.g. Shelly Sheep and Ceri Camel. There could be whole families of animals, such as mother and father bears Betty and Boris and their three cubs Bo, Blue, and Bill.

More ideas...

Go on a listening walk with your child around the house, garden or local area. Listen carefully to any environmental or voice sounds that you can hear.	Listen to and join in with songs and nursery rhymes.
Play some simple listening games that involve music or sounds, such as Musical Bumps.	Use a rhyming string, e.g. Say 'cat, mat, hat...' and challenge your child to think of another rhyming word. Alternatively, you can listen to rhyming stories and try to guess what word is coming next.
Listen to music.	Have fun with alliteration - make puppets and think of some names to call them using alliteration, e.g. 'Simon the Slimy Snake'.
Use instruments to make your own music. You could even make your own instruments using recycled materials around the house - pots and pans with some sticks make great percussion instruments.	Experiment with making different voice sounds, such as loud, quiet, soft or squeaky.
Play Simon Says to practise body percussion sounds, e.g. 'Simon Says clap your hands'.	Use expression in your voice when reading a story or talking to your child and encourage them to do the same.
Sing 'If You're Happy and You Know It' and join in with the actions.	Play games with letter sounds, e.g. 'I Spy' to encourage children to recognise the initial sounds in words.

<https://www.youtube.com/watch?v=pbxFOxz9c1g>