


**45 min**

Science  
Workshop



**Ages  
3-8**



# Learn-Through-Play Workshop

This OKIDO downloadable workshop is designed for families and can be easily delivered in the home by YOU. It is designed in collaboration with the British Science Association and follows learning to facilitate Early Years and KS1 development using easy-to-find objects from around the home.

This 45 minute learn-through-play workshop includes:

- Watch an episode of Messy goes to OKIDO together
- Discuss the science with easy-to-follow pointers around the subject
- Complete a make-and-do science activity
- Reinforce the learning with a fun, follow-up worksheet

Theme - **How the world works**  
Subject - **Germs**

For lots more workshop activities subscribe to OKIDO Magazine at [www.okido.com](http://www.okido.com)

### Watch and learn together

Together with your child, watch this 10-minute episode of Messy goes to OKIDO - 'Splish Splash Splosh'.

[Link to Splish Splash Splosh episode](#)

Messy finds the bathroom has been cleaned and wonders why things have to be cleaned. So off he goes to OKIDO to see if he can get some help.

When he arrives in OKIDO he finds that OKIDO is full of germs because Lofty has a cold and is sneezing germs all over the place! These are bad **germs** - or **viruses** - that are making Lofty unwell so he has a giant shower with soap to get OKIDO all clean again.

In this episode, the gang learn that we have lots of good germs inside us all the time that help to keep us healthy. All germs are tiny, we can't see them unless we use a microscope. They learn that soap and water help to get rid of bad germs so it's important to keep our hands, bodies and surroundings as clean as possible.

### Talk about the science

Right after watching, ask your child some questions about what they've seen:

- What's wrong with Lofty?
- What do we need to use to look at germs?

Now talk to your child about what they've learned about germs:

- Good germs are called **bacteria** but what are the bad germs called?
- How do bad germs get inside your body?
- When should you wash your hands?

*If your child asks a question that you don't know the answer to - just investigate together to find out!*

Don't worry - all the information you need to know is explained in the episode : )



New words: Germs, bacteria, viruses

### Now make a good bugs and bad bugs game

You will need:

- Cardboard or paper (cardboard will last longer)
- Paint or felt tip pens
- Scissors
- Some space and lots of energy!

First, try to sing the Splish Splash Splosh song together with your child that you heard in the episode. Maybe sing it together while you practice washing hands - teaching your child how to thoroughly wash their hands is a **life skill** that will help to keep them healthy.

- Have some fun drawing some good bugs and bad bugs!
- Don't worry about what they look like but help your child to identify them by giving the good bugs smiles and the bad ones frowns.
- Paint or use pens to make them wonderfully bright crazy colours!
- Cut out carefully.

Now start playing some 'good bug, bad bug' games! There's an idea for a game on the next pages but you can make up any that you like.

### Experimenting and data collecting


- Try to create different games:
  - Hide and seek
  - Racing (fastest to find the germ wins)
  - Treasure hunt (make a map)

While you are playing, try to use the terms 'good bacteria, bad viruses'. You can use this activity as an opportunity to talk about Covid-19 and everything that your family is doing to stop the spread of the Coronavirus.

Remember to test your child that they understand how long and how well they should wash their hands for - 20 seconds at least. Get into good hand washing habits by all washing:

- When coming back into the home
- Before eating
- After being with others - especially if they are unwell

At the time of writing this we are all at home during the Covid-19 pandemic. You can use this game as a great way to exercise together with your child as your daily exercise regime. Alternatively, if you can't get out of the home then make up a game to play indoors - try hiding the germs all around your home and have your child try to find them all : )





## Good Bugs Bad Bugs Running Game



Make a selection of good bugs (with smiley faces) and bad bugs (with grumpy faces). Make them large enough and colourful enough so that everyone can see them clearly.



Go into the garden or to the park and place the bugs in different places.

A great outdoor game for a group of children or grown-ups and children to play together.




Have all the players start in the middle and call out “good bugs” or “bad bugs” and have the players race to get to them.

### Top Tip

If you are feeling competitive then the last to arrive is out and the winner is the last player left in. Otherwise, just keep running and racing!

## Draw some Dust Bunnies with Messy!

Add funny, furry hair on these fingerprints to transform them into Dust Bunnies.



Make more fingerprints on the page and transform them into Dust Bunnies, too!