

Day 1

Phonics – ou

Handwriting - f

Maths – Numbers as words

Writing - Prediction

Reading (Daily 10 minutes)

RE - Buddha

PE – Complete this circuit of activities 3 times

- run on the spot for 30 seconds
- lay on the floor and then get up to a jump
- 10 star jumps
- touch your toes and jump to the sky 10 times

Week 3 – Monday

Can you recognise each image and build the matching word using the digraph ou?

Can you then choose 1 'ou' word and build a sentence using that word?

ou → loud
• — •

Can you recognise the picture and match using the correct spelling?



Can you build one sentence using any of the ou words above?

Week 3 – Monday - Handwriting

Can you practise forming the letter f?

Can you think of 3 words starting with f and practise writing these?

Can you use these words in sentences of your own?

Handwriting practice lines consisting of multiple sets of three horizontal lines (top, middle, and bottom) for writing practice.

Week 3 – Monday – Maths

Look carefully at each number track.

Can you spot the missing digits and numbers in words?

Can you use the grid to help you complete each number track?

11		13	Numeral
	twelve		Numbers in words.

1	one	11	eleven
2	two	12	twelve
3	three	13	thirteen
4	four	14	fourteen
5	five	15	fifteen
6	six	16	sixteen
7	seven	17	seventeen
8	eight	18	eighteen
9	nine	19	nineteen
10	ten	20	twenty

7		9	
	eight		ten

12		14	
	thirteen		fifteen

6		8	
six			

			14
eleven			

	18		
seventeen			

10			

Week 3 – Monday – English Writing

Can you read the first four pages of the text?


What has happened so far?

What characters have you met?


What do you think will happen next?

Can you predict what will happen next in the story?

Can you build sentences using an 'and' to extend them?



The Magical Garden of Claude Monet




Week 3 – Monday – RE

Look at the picture of Buddha. What do you notice about him? When and where do you think he lived? Who do you think he might be? What is he doing? How does he feel?

Draw attention to his calm peaceful expression and his simple robes. Explain that the Buddha lived 500 years before Jesus in present-day in Nepal and that he started a religion called Buddhism. It is an unusual religion because Buddhists do not have a God. The Buddha was a man not a God. What do you think he did? Why do you think he is special? What do you think he symbolises? What values are similar to Buddha?

Thinking about how Christianity has similarities to Buddhism following the school values.

E.g Jesus shows respect to all of his disciples. Buddhists show respect and follow the lifestyle of Buddha.



Buddhism



Christianity

 <p>Christianity</p>	
 <p>Buddhism</p>	

Day 2

Phonics – Tricky Words

Handwriting - g

Maths – Random Number sentences

Writing - Visualise

Reading (Daily 10 minutes)

History – Dalai Lama

PE – Complete this circuit of activities 3 times

- run on the spot for 30 seconds
- lay on the floor and then get up to a jump
- 10 star jumps
- touch your toes and jump to the sky 10 times

Week 3 – Tuesday - Handwriting

Can you practise forming the letter g?

Can you think of 3 words starting with g and practise writing these?

Can you use these words in sentences of your own?

Handwriting practice lines consisting of multiple sets of three horizontal lines (top, middle, and bottom) for writing practice.

Week 3 – Tuesday

Phonics

Focus – Tricky words – oh, their, people

Can you recognise and read each tricky word?

Can you spot all of the different words in the grid below?

Can you read and colour each of the tricky words?

oh – blue people – green their-red

oh	their	oh	people	their
their	their	oh	people	people
oh	people	oh	their	oh
their	oh	their	people	their
people	their	people	oh	their
oh	oh	their	oh	people
their	their	people	their	oh
people	oh	oh	people	their

Week 3 – Tuesday – Maths

Look carefully at each number track.

Some of the tracks are written in digits and some are written in number as words.

Can you spot which numbers and words are missing?

Look carefully at the starting digit/word.

Can you fill in the missing digits and numbers as words?

Random Number Sequences

11				15			18		
----	--	--	--	----	--	--	----	--	--

fifteen			eighteen		
---------	--	--	----------	--	--

16			19		21			24	
----	--	--	----	--	----	--	--	----	--

nine			twelve		
------	--	--	--------	--	--

27			30		32			35	
----	--	--	----	--	----	--	--	----	--

	thirteen	fourteen			
--	----------	----------	--	--	--

Week 3 – Tuesday – Writing


Please don't read from the book during this lesson.

You are visualising (imagining) what the pictures would like.


Read the text below and draw what you think the picture should look like to match what is being said.

The Magical Garden of Claude Monet

It was like crawling into a dreamy world, where twisting plants grew tall as trees.



Julie ran around a corner and almost knocked over a big man with a spade. The man had a straw hat and a huge white beard.



‘Oh!’ said Julie, ‘I am looking for my dog. Are you the gardener?’

‘I suppose I am,’ said the man.

‘Come and look.’

‘One day, these tiny seedlings will grow into big flowers. But a gardener has to be very patient ... just like a painter.’

Then Julie realised – ‘You are Claude Monet!’ she gasped. ‘Yes,’ laughed the old man, ‘I am Claude Monet!’

Together they searched for Louey – along the shady path, deeper and deeper into the magical garden, until it seemed as if they had left the real world behind.


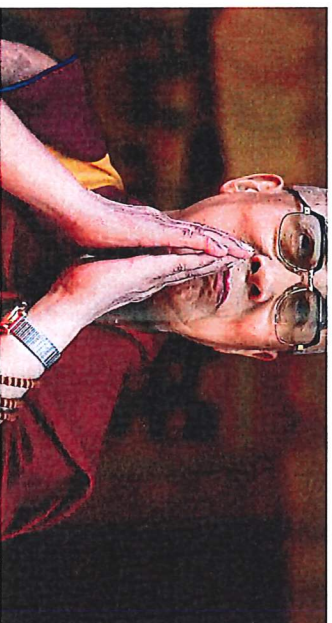

Week 3 – Tuesday – History

Look at the different pictures of the Dalai Lama.

- Who is he?
- What can you see?
- What did he do?

Do you think the Dalai Lama is old or young? Why? What tells you this?

The Dalai Lama was born. (1935) What is the date now?



Look at the different pictures of the Dali Lama.

What is he doing in the pictures?

Where is he?

Are there any similarities between what he is doing and what we do?

Day 3

Phonics – ie

Handwriting - h

Maths – Random Number Track

Writing - Adjectives

Reading (Daily 10 minutes)

Science – Animals

PE – Complete this circuit of activities 3 times


- run on the spot for 30 seconds
- lay on the floor and then get up to a jump
- 10 star jumps
- touch your toes and jump to the sky 10 times

Week 3 – Wednesday

Can you recognise each image and build the matching word using the digraph ie and the trigraph igh?

Can you then choose 1 'ou' word and 1 'igh' word and build a sentence for each chosen word?

Can you recognise the picture and match using the correct spelling?



1. Can you build one sentence using any of the igh words above?
2. Can you build one sentence using any of the ie words above?

Week 3 – Wednesday - Handwriting

Can you practise forming the letter h?

Can you think of 3 words starting with h and practise writing these?

Can you use these words in sentences of your own?

Handwriting practice lines consisting of multiple sets of three horizontal lines (top solid, middle dashed, bottom solid) for writing practice.

Week 3 – Wednesday – Maths

Look carefully at each box.

At the top will be a number as a digit and below will be the same number but as a word.

The tricky part is that the numbers are not in order.

Can you look at each column and which ever box is empty, you need to match either the word or the digit with the already existing digit or word. Look at the first box (7 – seven) to show you.

Digit/Number in words





7		13	
seven	twenty		nine

8			3
	six	sixteen	

	14	0	
ten			twelve

11		18	
	two		fifteen

19	17	5	1



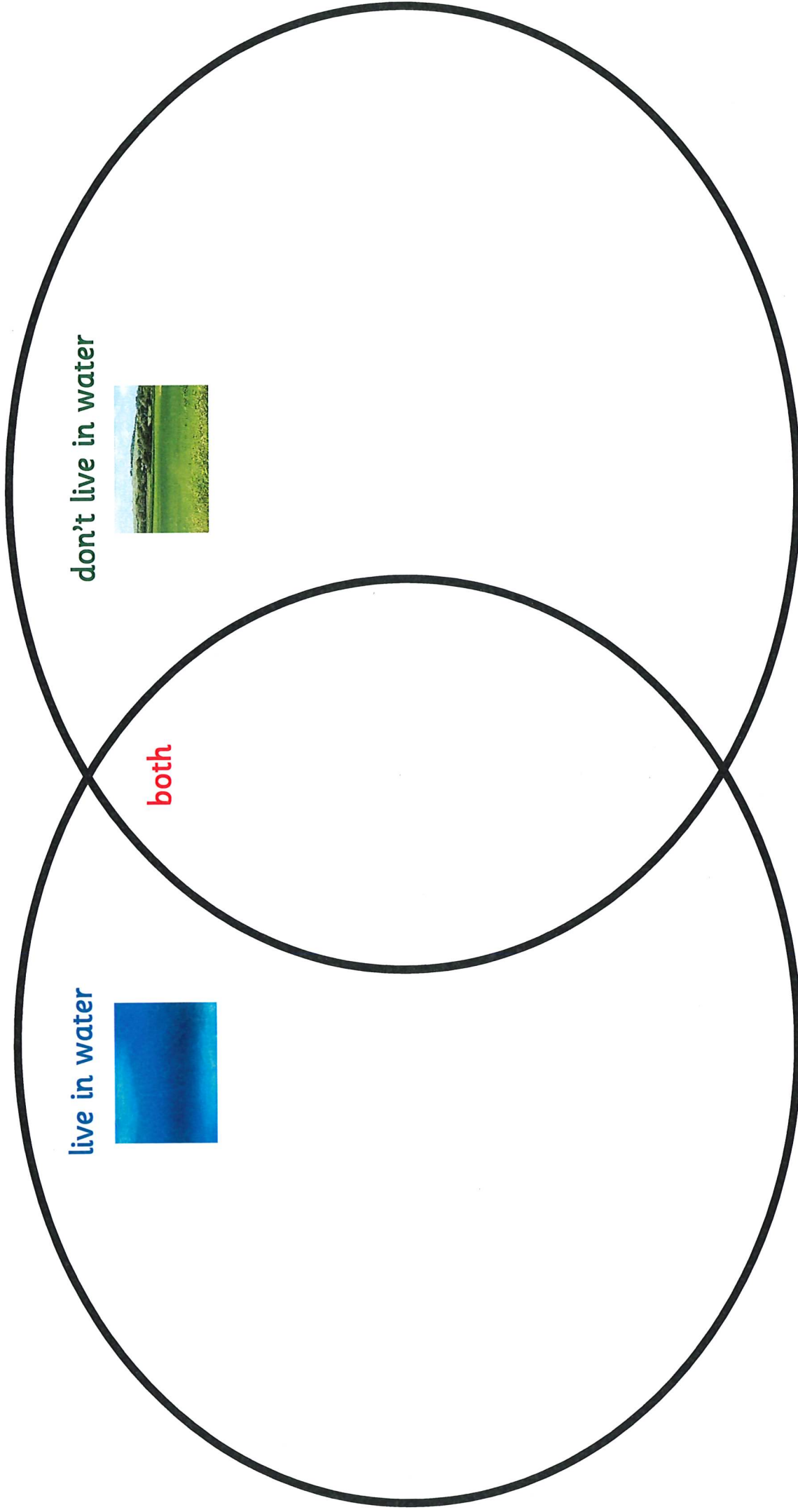
Week 3 – Wednesday - Science



What animals live in water? What animals do not? What animals can live in water and on land?

Look at the images of the different animals. Can you sort them dependent on where they live?

Purpose – To recognise different animals that live in water.

Impact – To understand which animals live in water, live on land and in water and animals that live on land.





Day 4

Phonics – ea

Handwriting - i

Maths – Numbers as words

Writing - Description

Reading (Daily 10 minutes)

PSHE – Too much selfie isn't Healthy

PE – Complete this circuit of activities 3 times


- run on the spot for 30 seconds
- lay on the floor and then get up to a jump
- 10 star jumps
- touch your toes and jump to the sky 10 times

Can you recognise each image and build the matching word using the digraph ea?

Can you then choose 1 'ea' word and build a sentence using that word?

ea → read

Can you recognise the picture and match using the correct spelling?




Can you build a sentence using any of the ea words above?

Week 3 – Thursday - Handwriting

Can you practise forming the letter i?

Can you think of 3 words starting with i and practise writing these?

Can you use these words in sentences of your own?



The page contains ten sets of horizontal lines for handwriting practice. Each set consists of a solid top line, a dashed middle line, and a solid bottom line, providing a guide for letter height and placement.

Week 3 – Thursday – Maths

Look carefully at each row.

Look at the missing digits, numbers as words or tens and ones.

Can you complete the gaps?

Look at the first row to help you.

Remember – the numbers are not in order.

digit	number as a word	T tens	O ones
10	ten	1	0
20			
	sixteen		
21			
	seventeen		
22			
	eighteen		
25			

The Magical Garden of Claude Monet



To start, can you read the entire story.

What characters have you met?

What happened in the beginning?

Where did they go?

Did the little girl find Louey?

Who helped her?

Re-look at your work from yesterday when you used your senses to describe your own magical garden.

Using capital letters, full stops and exciting adjectives, I would like you to put your ideas into sentences.

Can you describe your magical garden?

How can you make it very exciting?

Handwriting practice lines consisting of solid top and bottom lines with a dashed middle line. There are ten sets of these lines for writing practice.


Week 3 – Thursday – PSHE

Too Much Selfie Isn't Healthy.

Think about the people who you love. This can be your family, friends or even people in your community.

How can you show love to them without telling them? What can you do for them that shows love?

Can you choose two people. And draw them below. Then can you think of three things that you can do to show them love?



Day 5

Phonics – Revision

Handwriting - j

Maths – Problem Solving

Writing - Retrieval

Reading (Daily 10 minutes)

Art – Vincent Van Gogh

PE – Complete this circuit of activities 3 times

- run on the spot for 30 seconds
- lay on the floor and then get up to a jump
- 10 star jumps
- touch your toes and jump to the sky 10 times

Week 3 – Friday

Phonics Revision – ou, ea, ie

Look carefully at each digraph. Can you recognise and say each one?

Can you build each of the words including the tricky words?

Can you read the sentences?

ea

eat

heat

treat

seat



seak

yead

chead

deak

ceaf

theat



sea

seat

bead

read

meat

least

I dropped a bead in the sea.

Week 3 – Friday

Phonics Revision – ou, ea, ie

Look carefully at each digraph. Can you recognise and say each one?

Can you build each of the words including the tricky words?

Can you read the sentences?

ou

pound

cloud

sprout

found



thoup

bouck

zoup

shouf

oug

oung



hound loud

found cloud

sound sprout

I found a pound on the florr.

Week 3 – Friday

Phonics Revision – ou, ea, ie

Look carefully at each digraph. Can you recognise and say each one?

Can you build each of the words including the tricky words?

Can you read the sentences?

ie

pie

lie

tie

tried



fien


iep

hien

liep

chien

giet



cried fried

replied tried

lie tie


I tried to eat a pie.

Week 3 – Friday- Handwriting

Can you practise forming the letter j?

Can you think of 3 words starting with j and practise writing these?

Can you use these words in sentences of your own?

The page contains ten sets of horizontal lines for handwriting practice. Each set consists of a solid top line, a dashed middle line, and a solid bottom line, providing a guide for letter height and placement.

Week 3 – Friday – Maths

Look carefully at each reasoning challenge below.
You will need your parent or carer to help you.

Read the challenge and try and solve.
Don't forget to try and show your working.

Reasoning - 1

Spot the mistake:

5,6,8,9

What is wrong with this
sequence of numbers?

True or False?

I start at 2 and count in twos. I
will say 9

Reasoning - 2

Circle the odd one out and explain why.

11 12 13 14
15 61 17 18

Mr Monaghan says,



I am going to count
to 20

I will start at 8

Will Mr Monaghan say 11?

Explain how you know.

Please read the whole book again.
What happened in the beginning?
Who did Julie meet?
What happened to Louey?
Where did they go?
What happened in the end?

Can you answer the questions below?

Think carefully about each question. Don't forget, if you are writing your answer, you must scribe in a full sentence using a capital letter and a full stop.


The Magical Garden of Claude Monet

1. Look at the picture.

How did they travel on their journey?

Tick the best
answer.

car
train
bus




2. Look at the text.

Then Louey began to run,

down the hill and into a lane

where a huge wall stood

around a mysterious garden.



Where was Louey running to?

3. Look at the picture.

What were they planting?

Tick the best
answer.

potatoes
apples
seedlings



4. Look at the text.

When they rowed across the pond,
it felt like floating
in Mr Monet's paintings.

How does the author describe how it felt moving
across the water? Why?

5. Look at the picture.

How is Julie feeling?

Tick the best
answer.

joyful

upset

scared





Why is Julie feeling this way?

Week 3 – Friday – Art

Look carefully at each painting. What can you see? How do they make you feel? What shapes can you see?
What are they paintings of?
The paintings were created by the famous artist Vincent Van Gogh. His paintings are famous across the world.
Can you label around each of the paintings thinking about what you see, what shapes and patterns there are, how they make you feel?

Challenge

Do you know what the paintings are called?
Can you find out?



Day 1

Phonics – oy

Handwriting - k

Maths – Subtraction

Writing - SPaG

Reading (Daily 10 minutes)

RE - Buddhism

PE – Complete this circuit of activities 3 times

- run on the spot for 30 seconds
- lay on the floor and then get up to a jump
- 10 star jumps
- touch your toes and jump to the sky 10 times



Week 4 – Monday – Phonics – oy

Look carefully at each of the real and nonsense words.

Can you build each word?

Can you sort the words into real and nonsense words?

oy



toy

froy

boy

poy

enjoy

croy

annoy

Week 4 – Monday - Handwriting

Can you practise forming the letter k?

Can you think of 3 words starting with k and practise writing these?

Can you use these words in sentences of your own?


Handwriting practice lines consisting of multiple sets of three horizontal lines (top, middle dashed, bottom) for writing practice.

Week 4 – Monday – Maths


Look at the problems below. Can you solve each subtraction problem by counting back? Remember, when you are subtracting, your number should get smaller.

Can you draw the
arrows to show your
working?

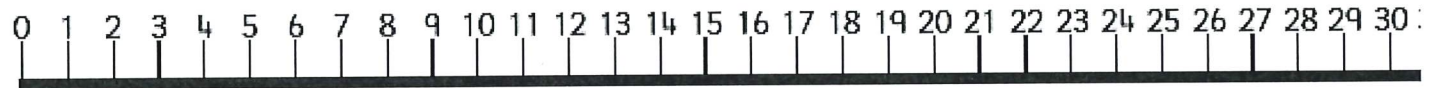
$$16 - 4 = \underline{\quad}$$



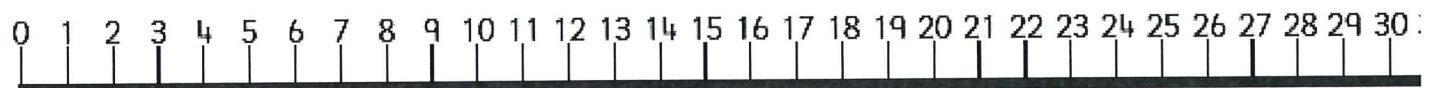
$$22 - 8 = \underline{\quad}$$



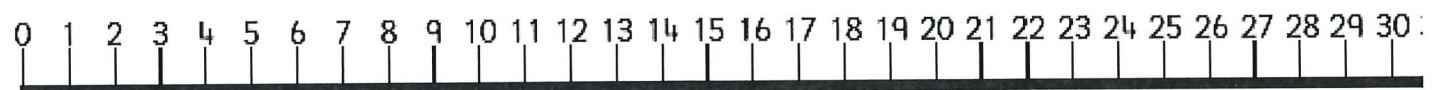
$$24 - 10 = \underline{\quad}$$



$$28 - 12 = \underline{\quad}$$



$$30 - 13 = \underline{\quad}$$



Can I extend the first sentence using a coordinating conjunction?

I went to the park. I played on the swing.

Coordinating conjunction

I went to the park **and** I played on the swing.

Look at the sentences below. Can you extend each of those sentences using and?

The frog jumped in the pond.

The cat sat on the mat.


The bat hung on the tree.

Week 4 – Monday – RE Buddhism

Reflect on the term Buddhism and Buddha. What do these words mean? Share thoughts. Begin to think about what Buddhists believe.

Buddhists believe that peacefulness and wisdom can be achieved through meditation and many Buddhists spend time every day meditating. Buddhists also try to follow The Noble Eightfold Path in their daily lives. This is a set of eight principles for living, comprising right understanding, right thought, right speech, right action, right way of living, right effort, right awareness and right concentration. The eight-spoked wheel symbolises The Noble Eightfold Path.

Investigate the eight spoked wheel. What do you think each part means? How can we link our values to The Noble Eightfold Path? How is this similar to other religions?



The Noble Eightfold Path	What does this mean?	What school value does this show?
Right thought		
Right speech		
Right action		
Right way of living		
Right effort		
Right awareness		
Right concentration		
Right understanding		

hope honesty patience joy forgiveness tolerance thankfulness respect kindness friendship gentleness love

Day 2

Phonics – ir

Handwriting - l

Maths – Subtraction problems

Writing - Prediction

Reading (Daily 10 minutes)

Science – Animals around the UK

PE – Complete this circuit of activities 3 times

- run on the spot for 30 seconds
- lay on the floor and then get up to a jump
- 10 star jumps
- touch your toes and jump to the sky 10 times

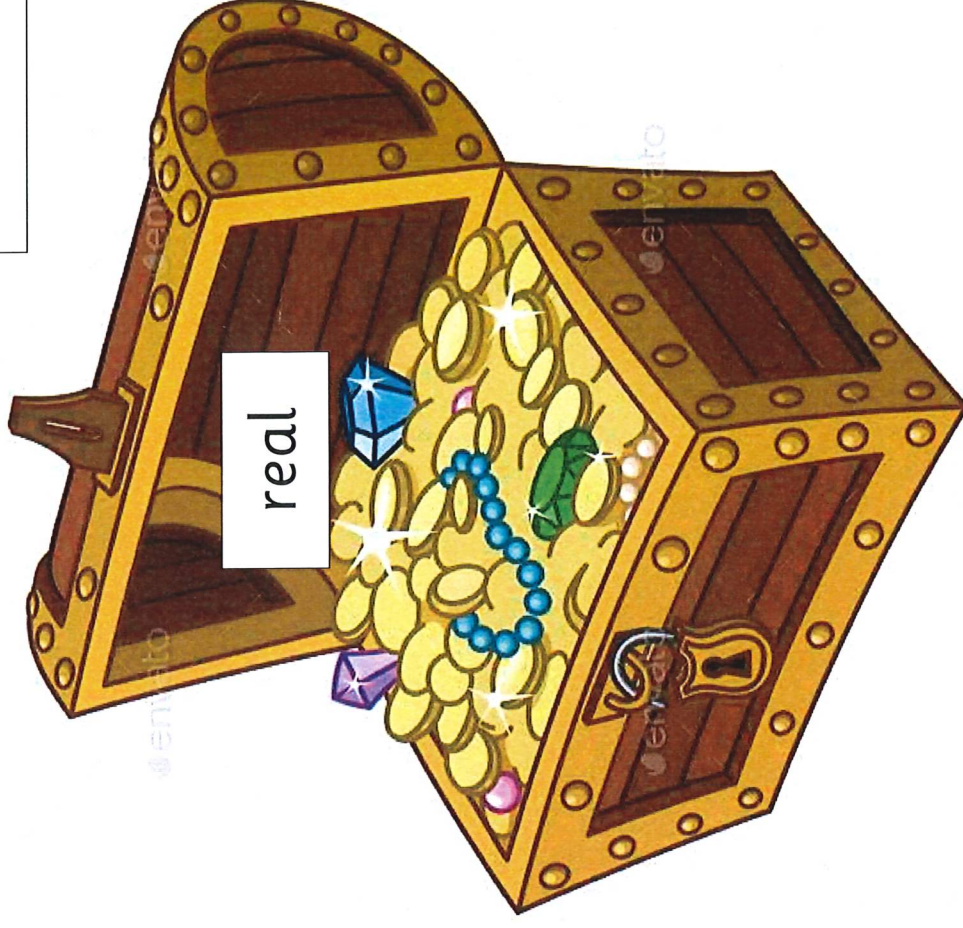

Week 4 – Tuesday – Phonics – ir

Look carefully at each of the real and nonsense words.

Can you build each word?

Can you sort the words into real and nonsense words?

ir



whirl

firl

twirl

mirm

girl

quirt

skirt

Week 4 – Tuesday - Handwriting

Can you practise forming the letter l?

Can you think of 3 words starting with l and practise writing these?

Can you use these words in sentences of your own?

Handwriting practice lines for the letter 'l'. The page contains 10 sets of horizontal lines, each set consisting of a solid top line, a dashed middle line, and a solid bottom line. Each set is preceded by a small number (1 through 10) in the left margin, indicating the order of practice.



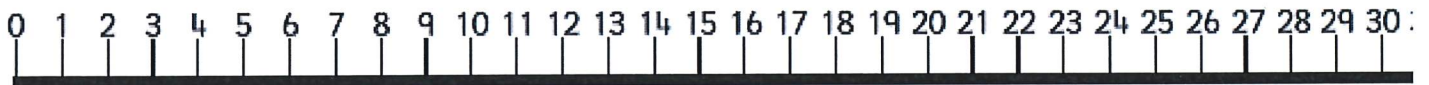
smaller

bigger

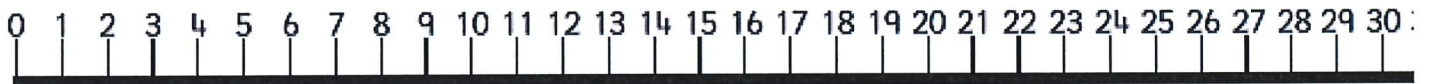
Look at the problems below. Can you solve each subtraction problem by counting back? Remember, when you are subtracting, your number should get smaller. Can you please make sure you show your working so that it is clear to see your jumps from each number.

Can you draw the arrows to show your working?

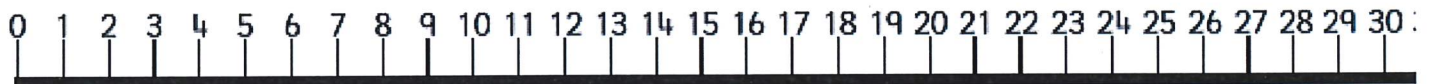
$$24 - 4 = \underline{\quad}$$



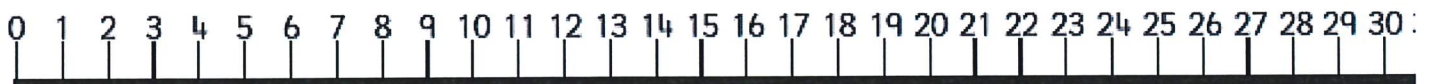
$$27 - 8 = \underline{\quad}$$



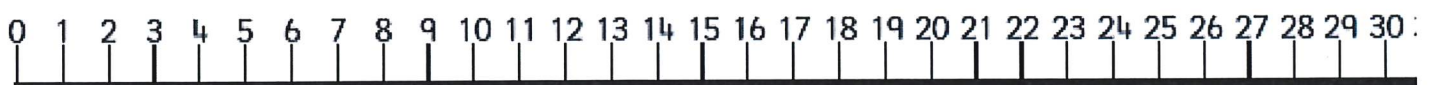
$$29 - 10 = \underline{\quad}$$



$$30 - 12 = \underline{\quad}$$



$$29 - 13 = \underline{\quad}$$



Week 4 – Monday – English

Look carefully at the front cover. What can you see? Where do you think they are? Who do you think Stanley is? What do you think he is?

Read the first three pages. What is happening?

What do you think will happen next? What do you think will happen to Stanley?

**Can you use
and to extend
your
sentences?**

**Don't forget to
use a capital I
because you
are important.**

Somebody Swallowed Stanley

Prediction

What do you think will happen to Stanley?



Week 4 – Tuesday – Science – UK Animals

What animals lives in the seas and coasts around the UK?

Look at each Top Trumps card. Can you sort the animals?

Which animal is your favourite? Why?

Around the UK


Not around the UK



Minke Whale

Size – 5.5m

Lives in cold water to the north of the UK.



Turtle

They lay their eggs on the beach.


Can be found in Egypt and the Maldives.



Grey seals

They have their pups in the Autumn.

Lives around Norfolk, UK.



Wonderpus

They are a part of the octopus family.

Lives in Malaysia



Tiger shark

They love to be in warm water.

Lives in South Africa



Basking sharks

They are a protected species.


Lives by the Isle of Man, UK



Manta Ray

Their mouth can be up to 1.5 metres and they have over 3000 tiny teeth.

Lives in the Maldives



Puffin

They only have a bright beak in the Spring and Summer.

Lives in the UK and can be found near Wales.

Day 3

Phonics – Tricky Words

Handwriting - m

Maths – One step problems

Writing - Labelling

Reading (Daily 10 minutes)

DT – Puppets

PE – Complete this circuit of activities 3 times

- run on the spot for 30 seconds
- lay on the floor and then get up to a jump
- 10 star jumps
- touch your toes and jump to the sky 10 times

Week 4 – Wednesday

Phonics

Focus – Tricky words – Mr, Mrs, looked, called, asked

Can you recognise and read each tricky word?

Can you spot all of the different words in the grid below?

Can you read and colour each of the tricky words?

Mr – blue Mrs – green looked-red

called – purple asked - yellow

Mr	Mrs	looked	called	asked
asked	Mr	Mrs	looked	called
called	asked	Mr	Mrs	looked
Mrs	called	asked	Mr	Mrs
looked	Mrs	called	asked	Mr
Mr	looked	Mrs	called	asked
Mrs	Mr	looked	Mrs	called
asked	Mrs	Mr	looked	Mrs

Week 4 – Wednesday - Handwriting

Can you practise forming the letter m?

Can you think of 3 words starting with m and practise writing these?

Can you use these words in sentences of your own?

Handwriting practice lines for the letter 'm'. The page contains 10 sets of horizontal lines, each consisting of a solid top line, a dashed middle line, and a solid bottom line, providing a guide for letter height and placement.



smaller

Look carefully at each problem below. Ask your parent or carer to help you read the question.
Can you solve each question by filling in the subtraction problem and solving?
You could use objects from around your home to help you.

First Jack had 24 cars.

Then he lost 7 cars.

Now he has cars.

$$\boxed{} - \boxed{} = \boxed{}$$

How will you work out the answer?

What will you use?

Can you build a number sentence to match the problem?

First Meg had 29 dolls.

Then she left 8 in the car.

Now Meg has dolls.

First Bill had 30 sweets.

Then he ate 10.

Now Bill has sweets.

Week 4 – Wednesday – Writing

Read the first four pages again. What has happened? What did you think will happen next?

Look at Stanley. Can you describe Stanley?

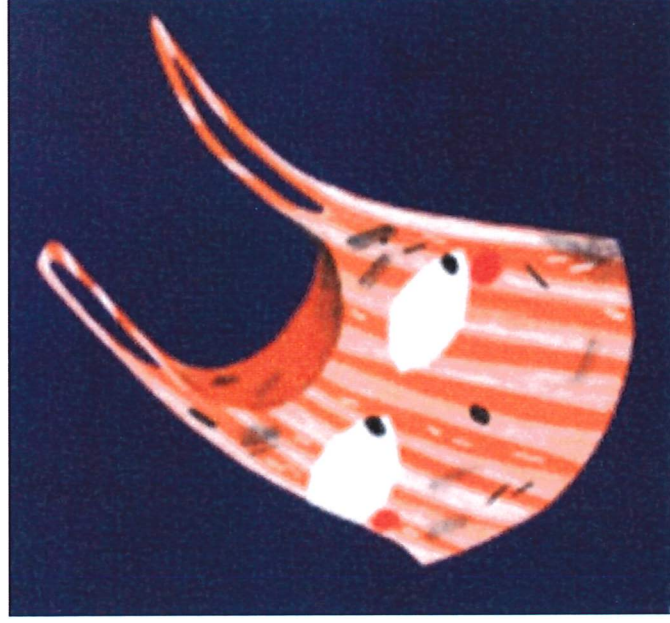

Look at his features.

Can you use an adjective?

What exciting adjectives can you use?

Can you label around the outside of Stanley using lots of exciting adjectives?

What can you see? What type of character is he? What might he feel like?



Week 4 - Wednesday – DT – Puppets

Explore lots of different puppets.

What are they made from?

What features do they have?

Which puppet is your favourite? Why?

Which puppet is your least favourite? Why?

Can you write a sentence about which is your favourite and which is your least favourite?



Sock puppet

Made from

Features



Finger puppet

Made from

Features



Peg puppet

Made from

Features



Spoon puppet

Made from

Features

Which puppet is your most favourite? Why?

Which puppet is your least favourite? Why?

Day 4

Phonics – ue

Handwriting - n

Maths – Problem Solving

Writing - Description

Reading (Daily 10 minutes)

History – Dalai Lama

PE – Complete this circuit of activities 3 times

- run on the spot for 30 seconds
- lay on the floor and then get up to a jump
- 10 star jumps
- touch your toes and jump to the sky 10 times

Week 4 – Thursday

Can you recognise each image and build the matching word using the digraph oo and ue?

Can you then choose 1 'oo' and 'ue' word and build a sentence using that word?

oo

ue



What are they doing?

1. Can you build one sentence using any of the oo words above?

2. Can you build one sentence using any of the ue words above?

Week 4 – Thursday - Handwriting

Can you practise forming the letter n?

Can you think of 3 words starting with n and practise writing these?

Can you use these words in sentences of your own?


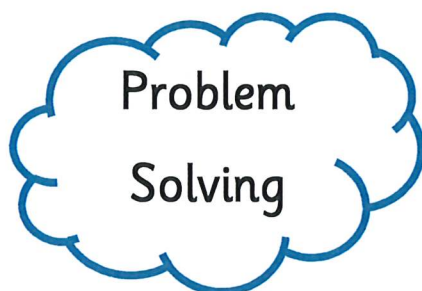

Handwriting practice lines for the letter 'n'. The page contains five sets of horizontal lines, each consisting of a solid top line, a dashed middle line, and a solid bottom line, providing a guide for letter height and placement.

Week 4 – Thursday – Maths Problem Solving

Look carefully at the problems below.

Can you solve each problem by creating your own subtraction number sentence?

Remember that the biggest/largest number goes first in a subtraction number sentence.



Look at the numbers below.

Can you make a subtraction sentence using **ALL THREE** numbers?

Check your sentence is correct.

Do not forget!

$-$
 $=$

12

17

29

Look at the numbers below.

Can you make a subtraction sentence using **ALL THREE** numbers?

Check your sentence is correct.

Do not forget!

$-$
 $=$

16

29

13

Stanley has got

A portrait of a Buddhist monk, likely a Tibetan, with a shaved head and glasses. He is wearing a traditional red and yellow robe. His hands are clasped in a prayer position (Anjali Mudra) in front of his chest. The background is dark and out of focus.

Big Question—Where does Dalai Lama live?

Where do we live? Recap—Identify the UK on the world map.



Do you think India and IJK are far away from each other? Why? How do you know?

Share images of both Frankley and Inala. What is the same? What is different?

Can you write down the differences and similarities between Inala and Frankly:

[illegible]

Frankley



India



Day 5

Phonics – aw

Handwriting - o

Maths – Problem Solving

Writing - Retrieval

Reading (Daily 10 minutes)

PSHE – HeartSmart

PE – Complete this circuit of activities 3 times

- run on the spot for 30 seconds
- lay on the floor and then get up to a jump
- 10 star jumps
- touch your toes and jump to the sky 10 times

Week 4 – Friday – Phonics – aw

Look carefully at each of the real and nonsense words.

Can you build each word?

Can you sort the words into real and nonsense words?



Real

Real or Nonsense

Can you sort the
words into real and
nonsense?



Nonsense

fork

claw

jorp

zaw

paw

pork

korg

corn

vraw


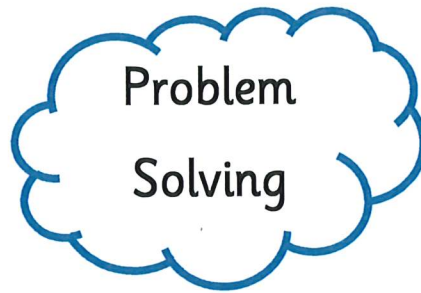

Week 4 – Friday - Handwriting

Can you practise forming the letter o?

Can you think of 3 words starting with o and practise writing these?

Can you use these words in sentences of your own?

Handwriting practice lines for the letter 'o'. The page contains 10 sets of horizontal lines, each consisting of a solid top line, a dashed middle line, and a solid bottom line. Each set of lines is preceded by a small number (1 through 10) in the left margin, indicating the order of practice.



Annie, Tommy and Alex are working out which calculation is represented below.

First	Then	Now

$$17 - 17 = 0$$



Annie



Tommy

$$17 - 0 = 17$$



Alex

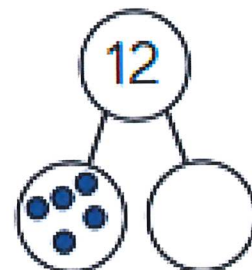
$$0 - 17 = 17$$

Can you work out who is correct?
Explain why.

There are 12 cars in the car park.
5 of them are blue.
How many are red?

$$\square - \square = \square$$

___ of the cars are red.



Read the first 15 pages of the text. What has happened so far? How is Stanley feeling throughout what you have read so far?

1. Look at the picture.

Tick the best answer.

-
- A red and white striped tote bag with a cartoon cat face. The cat has large white eyes with black pupils and a small black nose. The bag is made of a fabric with vertical red and white stripes. It has two handles at the top. The background is dark blue.

'Perhaps he is one of us?' thought the other jellyfish.

A set of handwriting practice lines. It consists of two identical horizontal sections. Each section has a solid black top line, a dashed blue middle line, and a solid black bottom line, providing a guide for letter height and placement.

How do you think the Stanley is feeling?

Tick the best answer.

-

Week 4 – Friday - Retrieval

Read the first 15 pages of the text. What has happened so far? How is Stanley feeling throughout what you have read so far?

Can you answer questions about the text so far?

4. Who took Stanley **first**?

5. Who took **Stanley** next?

Tick the best
answer.

- a. whale
- b. seagull
- c. crab

6. Why do you think the seagulls **did not** eat Stanley?

Week 4 – Friday - PSHE

Who looks after you?

Think about a person in your life who looks after you.

- How does that person look after you? (e.g. make me dinner, takes me to school, helps me in class, etc.).

What could happen if that person did not look after you?

How does it feel to be looked after?

Can you create a thankyou card for the person who looks after you?



Who looks after me?

Can you draw a picture of the person who looks after you?

Can you list four things that they do for you?

How do they look after you?

Can you make a thank you card for the person who looks after you?

Why are you thankful to them?