

Welcome to Year Two



September 2023

Our vision: 'Life in All its Fullness' (John 10.10) and our Christian Values are the foundations to affect change from within the heart of the community.

Children are encouraged to develop strong aspirations *educationally, socially, morally* and *spiritually* with a desire to make a positive difference in the world.

Our Values

Tolerance

My command is this: love each other as I have loved you.
John 15:12

Thankfulness

In everything give thanks.
1 Thessalonians 5:18

Respect

Be kindly affectioned to one another with brotherly love.
Romans 12:10

Patience

Whoever is patient has great understanding.
Proverbs 14:29

Kindness

Love is patient and kind.
1 Corinthians 13:4

Joy

You will go out in joy and be led forth in peace; the mountains and hills will burst into song before you, and all the trees of the field will clap their hands.
Isaiah 55:12

Hope

But as for me I will always have hope.
Psalm 71:14

Honesty

Do that which is honest.
2 Corinthians 13:7

Gentleness

Let your gentleness be evident to all.
Philippians 4:5

Friendship

A friend loves at all times.
Proverbs 17:17

Forgiveness

Be kind to each other, tenderhearted, forgiving one another, just as God through Christ has forgiven you.
Ephesians 4:32

Love

Let us not love in word or talk but in deed and in truth.
1 John 3:18

To learn, your child needs to be in school and on time.



Value your child's education and enable them to be the best that they can be.



Please God,
Help us to do all the good we can,
In all the ways we can,
In all the places we can,
To all the people we can,
As long as ever we can.
Amen

Our Bodies

Year Two, Autumn Term
Science

What do I already know?

I can name the different body parts.

I can recognise the five senses.

I can recognise what different animals eat.

I recognise and name different plants and trees.

Our Big Questions:

How do our bodies work?

How do we keep our bodies healthy?



Key Vocabulary :

Head, body, eyes, ears, mouth, teeth, leg, touch, see, smell, taste, hear, fingers, skin, eyes, nose, ear, tongue, senses, features, diet, exercise, healthy, unhealthy.

During this journey we will learn:

- * To recognise and name the different parts of the human body.
- * To sort foods into different groups using the correct vocabulary.
- * To understand how to keep our teeth healthy and clean.



Welcome

Welcome back to this new academic year. We are very excited for the new learning that will take place throughout this new year and we shall continue to show 'Life in all its Fullness.'

We have provided some key information for you in this booklet so that both you and your child can be ready for the new term ahead.

If you have any questions or concerns, please do not hesitate to contact us. We are looking forward to seeing you soon.

Contact with Staff

During drop offs and collections, it will not be possible to talk at length to your child's teacher on the door as this time can be very busy.

If you need to speak to an adult in school, please do so via telephone: 0121 675 8700 or you can email your child's class teacher directly.

Mrs Bayliss, Beech Class: beech@hollyhill.bham.sch.uk

Miss Friar, Evergreen Class: evergreen@hollyhill.bham.sch.uk

If you need to speak to the office staff, we will operate a one-in-one-out system in the office reception area at the front of school.

Start and End of day

	Arrival time	Collection time
Nursery	9:00	3:00
Reception	8:50-9.00	3:10
Year One and Year Two	8:50-9.00	3:10

At the start of the day, children are to arrive at their classroom door by 9.00am where they will be greeted by their classroom teacher.

On arrival, the children will be offered a piece of fruit as a light snack before learning commences.

At the end of the day, doors will open at 3.10pm for you to collect your child from their classroom.

Please stand well clear of the exit doors and wait for your child to come out to you.

If children arrive, or are collected late, parents must report to the school office.

It is important that your child is in school each and everyday. It is also important that your child is on time for school as this allows your child to access all teaching and learning opportunities. Holly Hill is fortunate to have wonderful and skilled teaching staff who work very hard to do the best for all of our children. Please value and respect what we do and be part of providing your child with 'Life in all its Fullness.'



What is important for Muslim children?

Year Two, Autumn Term, RE

What do I already know?

I can talk about Allah.

I can understand how Muslim children show respect.

I understand why Muhammed is important to Islam.

Our Big Questions:

What's in a name?

What do Muslims respect?



Key Vocabulary :

Allah, Muhammed (pbuh), character, qualities, beautiful names, Qur'an, Muslims, Islam, messenger, holy, Arabic.

During this journey we will learn:

- * To understand the meaning of 'respect'.
- * To know that Allah has different names.
- * To understand how Muslim children show respect for Allah.
- * To know who the prophet Muhammed (pbuh) is.

What is a Christian?

Year Two, Autumn Term, RE

What do I already know?

- I can recognise and discuss the Bible.
- I can say why God is important to Christians.
- I can share different events from the Bible.

Our Big Questions:

- What makes a good leader?
- How can we be a 'good example' to others?
- Who followed Jesus?



During this journey we will learn:

- * To consider the qualities of a 'good leader'.
- * To explore how Jesus influenced the lives of the people he met.
- * To explore how following Jesus has influenced the lives of Christians.
- * To consider how Christians express their love for God and for

Key Vocabulary :

Forgiveness, honesty, consideration, respect, commandments, love God, love others, prayer, Christians, actions, faith, influence, decision, inspire.

Uniform

On returning to school, **all** children will be expected to wear **full** uniform.

Our school uniform consists of:



PURPLE: purple and white check dresses, polo shirts, sweatshirts/sweat cardigans with official logo

WHITE: shirts, blouses, polo shirts, socks, tights

GREY: skirts, pinafore dresses, trousers, shorts, socks, tights

BLACK: shoes

Children need to wear the appropriate clothing for PE. This is:

A plain white T-shirt

Plain black shorts (not Bermuda shorts)

Black pumps/ trainers

You may also send joggers and a sweatshirt for outdoor PE when the weather gets cooler.

Could you please also ensure that **all** uniform items (including coats and P.E. kits) are labelled (as there are 232 children in school with the same clothes) This makes it a lot easier for us to return them to you if they go astray.

During PE days, can you please ensure that earrings and jewellery are removed to ensure the safety of your child.

Reading



At Holly Hill, we are working hard to instil a love of reading in all our children.

Reading promotes achievement in all subjects, not just English. Children who are good readers tend to achieve better across the curriculum.

As a school we would like you, as parents, to support this reading journey and take time each day to read with your child.

Why is reading so important?

Reading improves concentration. Children have to focus on the story when they are reading. If they read often, they will develop the skills to focus on longer activities.

Reading teaches children about the world around them. Through reading a variety of books children learn about people, places, and events outside of their own experience.

Reading improves vocabulary and language skills. Children learn new words as they read. They learn how to use words and other language features effectively in their writing and speaking.

Reading improves writing. As children read, they learn more about sentence structure, grammar and punctuation. They can use the new vocabulary that they learn in their own writing to make it more interesting and sophisticated.

Reading improves life chances and increases opportunities. It has been proven children who can read well go on to achieve higher GCSE results and continue to study at college and/ or university more often.

Ways you can support and help improve your child's reading:

- ☐ All children need to read for at least 10-15 minutes every day. You can read other books that you may have at home, or from the library, in addition to school reading books.
- ☐ Ask your child to read aloud to you, ask them questions about the text and use a dictionary to look up any words they don't understand.
- ☐ Speak to your child about the book they are reading and ask questions to check their understanding.
- ☐ Encourage your child to re-read their school reading book several times during the week. This allows them to become more fluent as they begin to recognise more words as soon as they see them.
- ☐ Model reading aloud to your child so they can hear fluent reading with lots of expression.
- ☐ Ensure that your child's book is returned to school so it can be changed regularly.

All children should have a book bag. Please make sure that your child's

book and book bag is in school everyday.

What do we already know?

I can know that the choices I make can hurt or help others.

I know that we are all unique.

I can show love to everyone.

I know the importance of forgiveness.

HEARTSMART


Year Two, Autumn Term

PSHE

Our Big Questions:

How can we show love to others?

How can we reflect on the choices we have made?



Key Vocabulary :

HEARTSMART, love, kindness, choices, hurt, help, sources, power, emotions, happy, sad, angry, jealous, upset, grateful, mind, healthy.

During this journey we will learn:

- * To know that the choices we make can help or hurt others.
- * To identify sources of power.
- * To recognise the decisions we make can affect our reputation.
- * To make links between our hearts and our actions.
- * To know that all families and places are different.

Life in Year Two...

The Year Two Team

- Mrs Jones—Key Stage 1 Leader
- Mrs Bayliss —Beech Class Teacher
- Miss Friar— Evergreen Class Teacher
- Miss McCabe —Teaching Assistant
- Miss Wyatt—Teaching Assistant

PE

Friday—Beech Class

Tuesday—Evergreen Class

Please ensure that children have their full PE kit in school. As the weather gets cooler, you may want to send jogging bottoms and a sweatshirt for your child to wear during outdoor PE lessons.

Homework

In addition to **daily** reading, your child will be given a set of spellings words to learn each week. These will be tested in class.

After School Clubs

After school clubs will commence this week. You will have received a letter letting you know if your child is in a club for the next term. If your child is unable to attend the club please, can you inform the school office so that another child can attend in their place.

What do I know already?

- I can follow simple instructions.
- I can listen carefully to my friends.
- I can control my body.
- I can listen to others.
- I can complete a simple obstacle course.

Playground Games

Year Two, Autumn Term

Physical Education

Our Big Questions:

How can we work well together?



Key Vocabulary :

Place, stretch, push, pull, hop, skip, step, spring, crawl, still, slowly, tall, long, wide, narrow, up, down, forwards, high, low, elbows, bottom, back, around, through, extension, roll, copy, pathway, along, jump.

During this journey we will learn:

- * To follow simple instructions.
- * To listen carefully to my friends.
- * To move freely into different spaces.
- * To control my body to move and stop quickly.



Learning in Year Two

Our Curriculum

In English the children will be focusing on writing descriptions making sure that they include interesting adjectives and conjunctions (and, but, when, because, or, if, that, so). They will also be writing short narratives.

In Phonics we will consolidating our Year One learning, for example, recognising alternate graphemes, before moving on to learning the Year 2 spelling rules. The children will also be learning to read and spell Year 2 common exception words.

In Maths we will be working on place value with numbers up to 100. We will start by writing the numerals up to one hundred and then work on counting in steps of 2, 3, 5 and 10 forwards and back. As well as this we will be comparing numbers and learning how to partition them into tens and ones.

The children will also be learning the following subjects in our 'Who am I?' topic: Art, Computing, Design Technology, Geography, History, Music, PE, PSHE, RE and Science. Please see the Knowledge Organisers that follow which include the 'Big Questions' the children will be exploring and vocabulary that they will be using. It will be a great help to your child's learning and understanding if you can discuss and use some of these words at home, too.

Holly Hill's Christian values will continue to be at the heart of everything we do. This half term the children will be learning about kindness, tolerance, love, hope, patience, respect, and forgiveness.



Our School

Year Two, Autumn Term
Music

Our Big Questions:

How can I make music to perform to an audience?



Key Vocabulary :

Chant, song, tempo, dynamics, structure, experiment, voice, expressively, perform, collectively, evaluate, adjust, share, thoughts, ideas, change, alter, different, collective.

During this journey we will learn:

- * To share my own thoughts about pieces of music.
- * To explore and perform different song/chants*
- * To use rhyming words within a chant/song.
- * To recognise what I like and don't like about a song/chant.
- * To perform in front of audience*



** Adaptations will be made as necessary following the current government COVID-19 guidelines about singing at the time of teaching*

What do I already know?

I can describe changes that have been made.

I can use different words to describe the passing of time.

I can spot why some people acted the way they did in the past.

Who am I?

Year Two, Autumn Term
History and Geography

Our Big Questions:

How do people 'make' history?

Malala Yousafzai



Key Vocabulary:

Malala Yousafzai, important, history, UK, locate, identify, England, significant, Pakistan, Swat Valley, Muslim, Taliban, Nobel Peace Prize, United Nations, human

What would we like to find out?

During this journey we will learn:

- to talk about myself.
- to learn and share facts about Malala Yousafzai.
- to create a map of my journey to school.
- to locate where Malala Yousafzai was born.
- to learn information about Swat Valley.

What do I already know?

I can explore the art from different artists.

I can use different lines to create an image.

I can explore colour.


Giacometti

Year Two, Autumn Term
Art

Our Big Questions:

How are people represented in Art?

How can art be made using different materials?




Key Vocabulary :

Form, shape, 3D, abstract, experiment, design, purpose, material, foil, bend, twist, curve, artist, join, model, frame.

During this journey we will learn:

- * To share my own thoughts about different pieces of art.
- * To understand what form means.
- * To use different materials to create form.
- * To create a 3D sculpture.
- * To evaluate my own work.



What do I already know?

I can follow simple instructions.
I can debug a toy.
I can create an algorithm.
I can log off and on a computer.

Programming

Year Two, Autumn Term
Computing

Our Big Questions:

How can we create our own programs?



Key Vocabulary :

Algorithm (program) ,
instructions, clear, pre-
cise, follow, first, next,
finally, order, program,
create, debug, change,
alter, adapt.

During this journey we will learn:

- * To program a toy following simple instructions.
- * To create an algorithm.
- * To debug an algorithm.



What do I already know?

I can recognise healthy and
unhealthy foods.
I can sort foods into healthy and
unhealthy.
I can create my own product.

Healthy Eating

Year Two, Autumn Term
DT

Our Big Questions:

How can I eat healthily?



Key Vocabulary :

Fruit, salad, rice, couscous
taste, sweet, sour, function,
product, develop, evaluate,
make, cut, slice, pattern,
design, ingredient, healthy,
unhealthy, hygiene.

During this journey we will learn:

- * To share my own thoughts about different foods.
- * To collect data to see what my friends like.
- * To sort foods into food groups.
- * To select a range of ingredients.
- * To create a purposeful product.

