



Holly Hill
Church School

Life in all its Fullness

**Remote Learning Pack
Year 1**

Dear Parents and Carers

Please find enclosed the remote learning pack for your child. Each pack contains 10 days of learning for your child to complete and **return to school on their first day back.**

For ease, the learning is set out in day order and your child will need to work their way through it daily. You will find that each day's learning is listed on a front page and it mirrors their year group timetable. The learning pack reflects the whole curriculum and covers all of the subjects that are taught in school. Each page has an explanation of the activity the children need to complete and space for the children to work in. We ask that you look after these packs, value and respect them as they are important parts of your child's learning.

Your child will have also been sent home with two reading books. Your child is expected to read daily and there are activities to complete based on their reading book. Reading is really important and when your child completes their book, we ask you to re-read it, practising phonics and reading fluency. The books all contain help on the inside covers and provide you with questions to use when talking about the book.

It is really important that the children continue to catch up on the missed learning and build on the amazing progress they have already made. In order to do this, we kindly ask that you do the following:


- Make School aware if your child is sick or otherwise can't complete their learning
- Complete the learning each day and return it to school on the first day back
- Seek help from the class teacher if you need it to support your child's learning
- Provide regular feedback via email about your child's learning (comments, pictures, recordings)

We know that this time will be daunting and difficult for us all but we are here to help! Whilst your child's is self-isolating their class teacher will be available to support, via email. If you need further support please request a call and the teacher will get back to you. This will most probably be from a withheld number, so please be ready to answer.

Miss Parsonage and Miss Friar in Fir Class – email:
Mrs Thurman, Mrs Blaber & Miss McCabe in Maple Class - email:

fir@hollyhill.bham.sch.uk
maple@hollyhill.bham.sch.uk
Continued...

New Street, Rubery, Rednal, Birmingham, B45 0EU
Tele: 0121 675 8700
Website: www.hollyhill.bham.sch.uk



Headteacher: Charlotte Taylor Deputy Headteacher: Mark Carr

This school is committed to safeguarding and promoting the welfare of children and young people and expects all staff and volunteers to share this commitment

This remote learning pack will be available via our school website and you will find it under your child's class page and in our news section.

If you have any worries outside of your child's education and need some support or a listening ear, please contact one of our Learning Mentors:

Denise Harris – d.harris@hollyhill.bham.sch.uk

Michelle Watts – m.watts@hollyhill.bham.sch.uk

Some other useful contacts are:

Designated Safeguarding Lead: Mark Carr m.carr@hollyhill.bham.sch.uk

School Office (subject to being open): 0121 675 8700 enquiry@hollyhill.bham.sch.uk

Headteacher: Charlotte Taylor c.taylor@hollyhill.bham.sch.uk

Finally, we want to wish you well during the isolation period and rest assured we will be here ready and waiting for you and your child when you return to school. Take care, stay safe and may the Lord be with you.

Yours sincerely

Mark Carr
Deputy Headteacher

Day 1

Phonics – ai

Handwriting

Maths – Ordering Numbers

Reading

RE

PE – Complete this circuit of activities 3 times

- run on the spot for 30 seconds
- lay on the floor and then get up to a jump
- 10 star jumps
- touch your toes and jump to the sky 10 times

'ai' Spelling Activity

1. Trace over 'ai'.

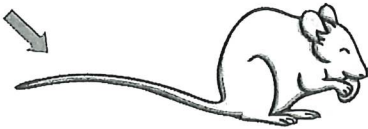
ai ai ai ai ai ai ai
ai ai ai ai ai ai ai

2. Just add 'ai'.


f__l
t__l
m__l
tr__n


s__l
l__d
r__n


3. Write the correct 'ai' words under the pictures.











Handwriting

Can you practise forming the letters **a**, **b**, **c**, **d**, **e**

Can you think of 3 words starting with a, b, c, d, e and practise writing these. Can you use these words in sentences of your own?

a

b

c

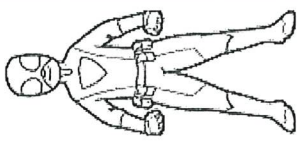
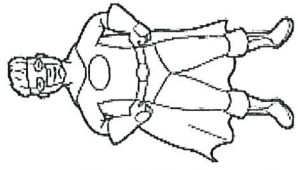
d

e

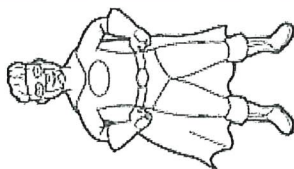
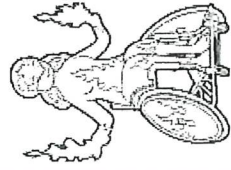
Maths – Lesson 1

Ordering Numbers to 20.

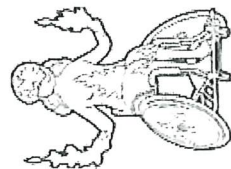
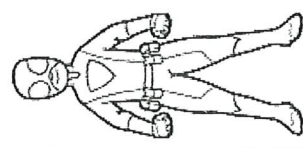
Can you spot the missing numbers? Can you add the missing numbers? Can you check your answers by counting from the beginning?



★	★	★	★	★	★	★	★	★	★	★	★
1		3	4					7	8		10
★	★	★	★	★	★	★	★	★	★	★	★
11	12					15	16		18	20	



★	★	★	★	★	★	★	★	★	★	★	★
1	2				5	4		7		9	
★	★	★	★	★	★	★	★	★	★	★	★
	12	13	14				16	17		19	



★	★	★	★	★	★	★	★	★	★	★	★
	2	3			5			7		9	10
★	★	★	★	★	★	★	★	★	★	★	★
		13	14				16	17	18	19	

Reading

Please spend time each day reading one of the given books with your child. Spend time completing the activities and questions at the front and back of the books.

Please fill in the box with comments about your child's reading as well as any answers to the questions you may have asked.

To access these extra books please follow this link:

<https://www.oxfordowl.co.uk/?sellLanguage=en&mode=hub>

Once on this webpage please click the class login and enter;

Maple

Username: hhmaple

Password: maple1

Fir

Username: hhfir

Password: Fir12

Once you are logged in click on the bookshelf and search for the title your child will be reading.

Please choose the appropriate level book for your child.


Phase 2

Phase 3



RE

Can you share a story from the Bible that you enjoy with your grown-up?
Draw a picture of an event that happens in your story and write a sentence or two explaining the story and why it is your favourite.



Handwriting practice lines consisting of multiple sets of horizontal lines for writing.

Day 2

Phonics – ee

English – Lesson 1

Maths – Partitioning Numbers

Reading

Science

PE – Complete this circuit of activities 3 times

- run on the spot for 30 seconds
- lay on the floor and then get up to a jump
- 10 star jumps
- touch your toes and jump to the sky 10 times

'ee' Spelling Activity

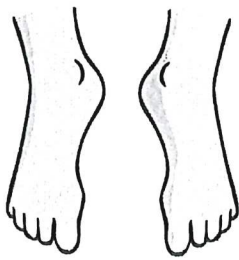
1. Trace over 'ee'.

ee ee ee ee ee ee ee
ee ee ee ee ee ee ee

2. Just add 'ee'.

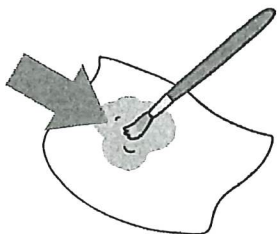
d _ _ p k _ _ p w _ _ k f _ _ t
gr _ _ n m _ _ t t _ _ th

3. Write the correct 'ee' words under the pictures.










Diary	
Monday	Thursday
Tuesday	Friday
Wednesday	Saturday
	Sunday



ENGLISH - Lesson 1

Before you begin reading this wonderful story, I would like you to think about the animals that may live on a farm.

What are they called? What noise do they make?

If you could have a farm, what animals would live on your farm?

Draw and label your animal and tell me what they might do on the farm e.g. cows = milk

How many of each animal would there be?

Would they each have names?

Can you draw your farm, including the animal homes, and label where each animal lives? Don't forget to include your home on the farm too! Will there be lots of fields on your farm? Will you grow any food on your farm? Remember to give your farm a name too! Make sure you label each part of your farm so I can see clearly where everything is.

My Farm Animal.

My Farm

Maths – Lesson 2


Partitioning into tens and ones.

Look at the numbers on the sheet.

Can you tell your grown up how many tens and how many ones each number has?

Underline the tens in blue and the ones in red.

In the box next to that can you draw the correct number of tens and the correct number of ones for each number.

12	
25	
38	
44	
52	
69	

Reading

Please spend time each day reading one of the given books with your child. Spend time completing the activities and questions at the front and back of the books.

Please fill in the box with comments about your child's reading as well as any answers to the questions you may have asked.

To access these extra books please follow this link:

<https://www.oxfordowl.co.uk/?sellLanguage=en&mode=hub>

Once on this webpage please click the class login and enter;

Maple

Username: hhmaple

Password: maple1

Fir

Username: hhfir


Password: Fir12

Once you are logged in click on the bookshelf and search for the title your child will be reading.

Please choose the appropriate level book for your child.

Phase 2

Phase 3



Science

What season are we in now? How do you know? What is happening to the weather?

What is happening to the tress/leaves? **Draw a picture of what the world outside your window looks like in this season.**

Write some sentences describing what it is like in this season. Use your senses; sight, hearing, touch, smell

This image shows a completely blank white rectangular space enclosed within a thick black border. The corners of the rectangle are smoothly rounded. There are no markings, text, or illustrations present within the white area.[illegible]

Day 3

Phonics – oa

English – Lesson 2

Maths – Partitioning Numbers

Reading

DT

PE – Complete this circuit of activities 3 times

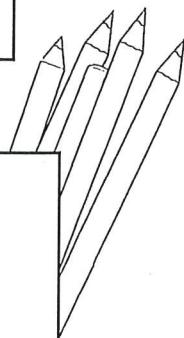
- run on the spot for 30 seconds
- lay on the floor and then get up to a jump
- 10 star jumps
- touch your toes and jump to the sky 10 times

Phase 3 Real and Nonsense Words - oa

Can you spot which words are real and which are nonsense below?

Fill in your key with a different colour for real words and nonsense words and then colour in the correct boxes below.

Real Words <input type="checkbox"/>	Nonsense Words <input type="checkbox"/>
-------------------------------------	---



coat	poag	soap	koag
zoap	load	shoaf	oak
thoap	goat	boack	toad
joaf	loaf	boash	boat
roaf	poab	road	thoab

ENGLISH - Lesson 2


Take a look at the front cover of the new book. (Please do not read any of the book yet.)

What can you see?

What do you think the story is about?

I would like you to predict what you think the story may be about by looking at the front cover.

Think about the title of the book. Does this give you a clue about the story?



IN THE YEAR 2000, THERE WERE ABOUT 100 MILLION PEOPLE IN THE WORLD. BY THE YEAR 2050, THERE WILL BE ABOUT 1.5 BILLION PEOPLE. THIS IS A BIG INCREASE. WE NEED TO THINK ABOUT HOW WE CAN TAKE CARE OF ALL THESE PEOPLE. WE NEED TO FIND NEW WAYS TO GROW FOOD AND WATER. WE ALSO NEED TO MAKE SURE WE HAVE ENOUGH ENERGY TO RUN OUR MACHINES AND CARS. IT'S A BIG CHALLENGE, BUT WE CAN DO IT IF WE WORK TOGETHER.

IN THE YEAR 2000, THERE WERE ABOUT 100 MILLION PEOPLE IN THE WORLD. BY THE YEAR 2050, THERE WILL BE ABOUT 1.5 BILLION PEOPLE. THIS IS A BIG INCREASE. WE NEED TO THINK ABOUT HOW WE CAN TAKE CARE OF ALL THESE PEOPLE. WE NEED TO FIND NEW WAYS TO GROW FOOD AND WATER. WE ALSO NEED TO MAKE SURE WE HAVE ENOUGH ENERGY TO RUN OUR MACHINES AND CARS. IT'S A BIG CHALLENGE, BUT WE CAN DO IT IF WE WORK TOGETHER.

Maths – Lesson 3

Partitioning into tens and ones.

Thinking again about tens and ones, today can you put the numbers from greatest to least?
Remember to look at the tens and the ones when you're ordering these numbers.

12
25
38
44
52
69

Greatest

Reading

Please spend time each day reading one of the given books with your child. Spend time completing the activities and questions at the front and back of the books.

Please fill in the box with comments about your child's reading as well as any answers to the questions you may have asked.

To access these extra books please follow this link:

<https://www.oxfordowl.co.uk/?sellLanguage=en&mode=hub>

Once on this webpage please click the class login and enter;

Maple

Username: hhmaple

Password: maple1

Fir

Username: hhfir

Password: Fir12

Once you are logged in click on the bookshelf and search for the title your child will be reading.

Please choose the appropriate level book for your child.

Phase 2

Phase 3



DT

If you could make your own healthy kebab (either fruit or vegetable) what would you have on it?

Draw and label your kebab and explain why it is a healthy choice.

[illegible][illegible]

Day 4

Phonics – ow

English – Lesson 3

Maths – Number Bonds to 10

Reading

Geography

PE – Complete this circuit of activities 3 times

- run on the spot for 30 seconds
- lay on the floor and then get up to a jump
- 10 star jumps
- touch your toes and jump to the sky 10 times

'ow' Spelling Activity

1. Trace over 'ow'

ow

ow

ow

ow

ow

ow

ow

ow

ow

ow

ow

ow

2. Just add 'ow'

c _ _

h _ _

br _ _ n

t _ _ n

cl _ _ n


_ _ l

g _ _ n

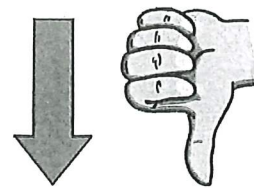
n _ _


d _ _ n

3. Write the correct 'ow' words under the pictures.













ENGLISH - Lesson 3

Can you read the first two pages of the story?

It says.....

Wake up, Rooster! Start the day.

Say 'rise and shine' to farmer Faye!

What do you think Farmer Faye looks like? What colour hair do you think she has got? What is she going to be wearing? What will she have on her feet?

Can you draw a picture of farmer Faye and label what she is wearing?

Farmer Faye

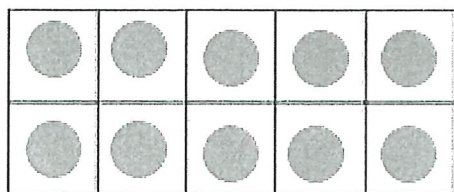


Maths – Lesson 4


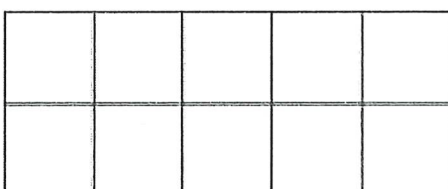
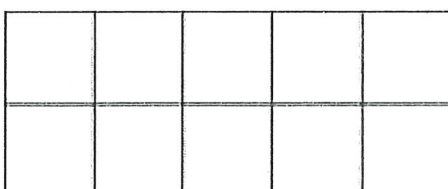
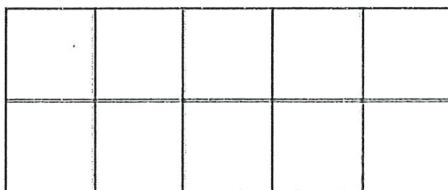
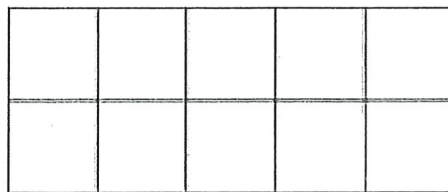
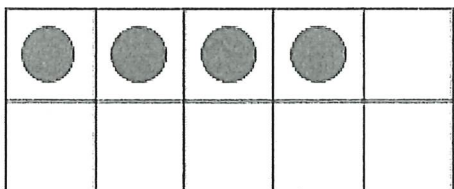


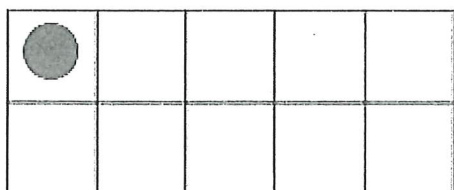
Number Bonds to 10

Can you complete the tens frames to show all the ways that we can make 10?


Challenge: Can you think of ways to make 20?



$$0 + 10 = 10$$



Which number bond is missing?



Reading

Please spend time each day reading one of the given books with your child. Spend time completing the activities and questions at the front and back of the books.

Please fill in the box with comments about your child's reading as well as any answers to the questions you may have asked.

To access these extra books please follow this link:

<https://www.oxfordowl.co.uk/?sellLanguage=en&mode=hub>

Once on this webpage please click the class login and enter;

Maple

Username: hhmaple

Password: maple1

Fir

Username: hhfir

Password: Fir12

Once you are logged in click on the bookshelf and search for the title your child will be reading.

Please choose the appropriate level book for your child.


Phase 2

Phase 3



Geography

Draw and label a map of where you live. Do you have a park nearby? Some shops? A bus stop? Do you live near school? Include all the things that you go past on the way to school.



Day 5

Phonics – ar

English – Lesson 4

Maths – Making Numbers/Partitioning

Reading

PSHE


PE – Complete this circuit of activities 3 times

- run on the spot for 30 seconds
- lay on the floor and then get up to a jump
- 10 star jumps
- touch your toes and jump to the sky 10 times

Find and Write the 'ar' Words



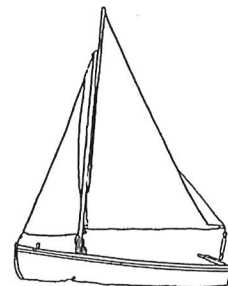
Write the words and then colour the ones with an 'ar' sound in them.



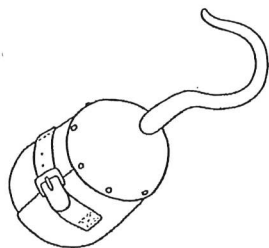
--	--	--



--	--	--




--	--	--




--	--	--




--	--	--



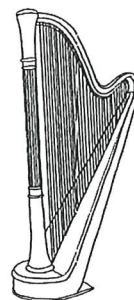
--	--	--



--	--



--	--	--



--	--	--

ENGLISH - Lesson 4

Can you read the next four pages with your parent or carer? (Please do not read any further)

Answer the following questions below

Oh no, what has happened?

What happened to the goat?

What did the goat eat?

How do you think the sheep is feeling?

Maths – Lesson 5


Making Numbers/Partitioning

Have a look at the numbers on the sheet.

Can you use objects around your house to make the different numbers?

Can you show the tens using one object and the ones using something else?

24	13	44	59	36
----	----	----	----	----



Reading

Please spend time each day reading one of the given books with your child. Spend time completing the activities and questions at the front and back of the books.

Please fill in the box with comments about your child's reading as well as any answers to the questions you may have asked.

To access these extra books please follow this link:

<https://www.oxfordowl.co.uk/?sellLanguage=en&mode=hub>

Once on this webpage please click the class login and enter;

Maple

Username: hhmaple

Password: maple1

Fir

Username: hhfir

Password: Fir12

Once you are logged in click on the bookshelf and search for the title your child will be reading.

Please choose the appropriate level book for your child.

Phase 2


Phase 3



PSHE

Think carefully about things that people do that make your heart feel good and also things that make you heart feel bad.

Can you draw and label these things.



Day 1

Phonics – or

Handwriting

Maths – More/Less

Reading

RE

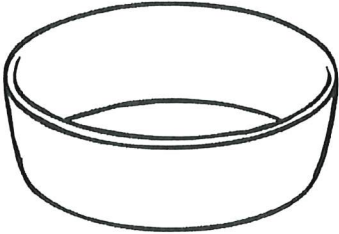





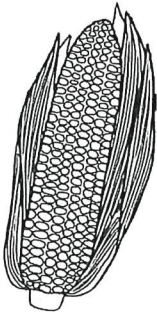
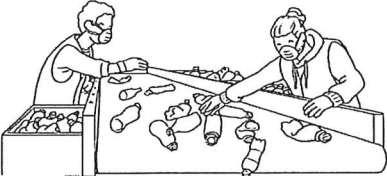
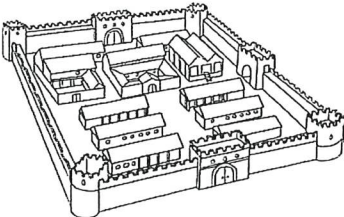
PE – Complete this circuit of activities 3 times

- run on the spot for 30 seconds
- lay on the floor and then get up to a jump
- 10 star jumps
- touch your toes and jump to the sky 10 times

Find and Write the 'or' Words



Write the words and then colour the ones with an 'or' sound in them.

 <div><div></div><div></div><div></div></div>	 <div><div></div><div></div><div></div></div>	 <div><div></div><div></div><div></div></div>
 <div><div></div><div></div><div></div></div>	 <div><div></div><div></div><div></div></div>	 <div><div></div><div></div><div></div></div>
 <div><div></div><div></div><div></div></div>	 <div><div></div><div></div><div></div></div>	 <div><div></div><div></div><div></div></div>

Handwriting

Can you practise forming the letters f, h, i, j, k, l, m

Can you think of 3 words starting with f, h, i, j, k, l, m and practice writing these. Can you use these words in sentences of your own?

f

h

i

l

k

m

Maths – Lesson 1









I can recognise 1 more and 1 less

Can you solve the missing numbers?

What number comes before?

What numbers comes after?

Write the numbers that come before and after.



Reading

Please spend time each day reading one of the given books with your child. Spend time completing the activities and questions at the front and back of the books.

Please fill in the box with comments about your child's reading as well as any answers to the questions you may have asked.

To access these extra books please follow this link:

<https://www.oxfordowl.co.uk/?sellLanguage=en&mode=hub>

Once on this webpage please click the class login and enter;

Maple

Username: hhmaple

Password: maple1

Fir

Username: hhfir


Password: Fir12

Once you are logged in click on the bookshelf and search for the title your child will be reading.

Please choose the appropriate level book for your child.

Phase 2


Phase 3



RE

Draw and label what you imagine God to be like.

Is he tall? Short? Does he have a beard? Is God and man or a woman?



Day 2

Phonics – ur

English – Lesson 1

Maths – 1 more

Reading

History

PE – Complete this circuit of activities 3 times

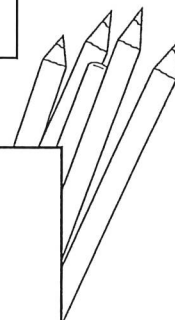
- run on the spot for 30 seconds
- lay on the floor and then get up to a jump
- 10 star jumps
- touch your toes and jump to the sky 10 times

Phase 3 Real and Nonsense Words - ur

Can you spot which words are real and which are nonsense below?

Fill in your key with a different colour for real words and nonsense words and then colour in the correct boxes below.

Real Words <input type="checkbox"/>	Nonsense Words <input type="checkbox"/>
-------------------------------------	---



fur	burl	durz	lurf
burn	fursh	churll	turn
rurrsh	burp	surf	jurg
zurx	curl	hurt	purg
churt	shurth	hurf	curch

twinkl.co.uk

ENGLISH - Lesson 1

Can you remember what you read last week? Can you read with your parent or carer up to page 6 again? What happened? What characters did you meet?

Can you read the next six pages?

What animals have you met now? What has happened so far? How are the animals feeling? How do you know?

Can you choose one of the animals you have met so far and describe them?

First you will need to draw a picture of them. Next, can you build three sentences describing your chosen animal? Think about their colour, size, where they may live, what noise they may make and what they might eat.

My Animal.

Maths – Lesson 2

I can add 1 more

Can you add 1 more? What number comes after? What number is 2 more?

Can you jump on using the number line?



1 more than 5 =

Now try these!



1 more than 6 =

1 more than 10 =

1 more than 7 =

1 more than 8 =

1 more than 15 =

1 more than 9 =

1 more than 18 =

1 more than 1 =

1 more than 11 =

1 more than 2 =

1 more than 3 =

1 more than 16 =

Reading

Please spend time each day reading one of the given books with your child. Spend time completing the activities and questions at the front and back of the books.

Please fill in the box with comments about your child's reading as well as any answers to the questions you may have asked.

To access these extra books please follow this link:

<https://www.oxfordowl.co.uk/?selLanguage=en&mode=hub>

Once on this webpage please click the class login and enter;

Maple

Username: hhmaple

Password: maple1

Fir


Username: hhfir

Password: Fir12

Once you are logged in click on the bookshelf and search for the title your child will be reading.
Please choose the appropriate level book for your child.

Phase 2

Phase 3



History

The Royal Family

Can you find out about the royal family? Who is the oldest member?

Who is the youngest member? Where do they live? What do they do?

Can you use the internet to find out lots of interesting facts about them and write them below for me to check 😊

The Royal Family

Day 3

Phonics – igh

English – Lesson 2

Maths – Addition

Reading

Science

PE – Complete this circuit of activities 3 times

- run on the spot for 30 seconds
- lay on the floor and then get up to a jump
- 10 star jumps
- touch your toes and jump to the sky 10 times

'igh' Phoneme Spotter Story

The Light in the Night

It was night and the long path was lit up. As Tom ran to the end of the path, there was a sight of a light in the night.

"What is that light?" Tom said to his dog, Midnight.

High up on a hill, a light lit up the dark night. Tom and Midnight ran up the hill but the light was much higher in the night.

"Where are you light?" Tom said to the light in the night.

The light was high in the night. It was the moonlight.



visit [twinkl.com](https://www.twinkl.com)

ENGLISH - Lesson 2

ENGLISH - Lesson 2

Can you remember what you have read so far? Can you read with your parent or carer up to page 12 again? What happened? What characters did you meet?

Can you read the next six pages?

What animals have you met now? What has happened so far? How are the animals feeling? How do you know? Has farmer Faye woken up yet? Has the rooster done his job?

I would like you to choose an animal. This needs to be a different one to yesterday. I would like you to create a riddle all about your chosen animal.

A riddle is like a game where you describe something and someone else needs to guess what your describing. The important thing is to try and make the riddle hard for the other person so they don't guess what your describing easily. Remember to put the hard clues at the beginning like I live on a farm or I have four legs.

In your riddle, think about their colour, size, where they may live, what noise they may make and what they might eat.

My Animal.

1000 1001 1002 1003 1004 1005 1006 1007 1008 1009 1010 1011 1012 1013 1014 1015 1016 1017 1018 1019 1020 1021 1022 1023 1024 1025 1026 1027 1028 1029 1030 1031 1032 1033 1034 1035 1036 1037 1038 1039 1040 1041 1042 1043 1044 1045 1046 1047 1048 1049 1050 1051 1052 1053 1054 1055 1056 1057 1058 1059 1060 1061 1062 1063 1064 1065 1066 1067 1068 1069 1070 1071 1072 1073 1074 1075 1076 1077 1078 1079 1080 1081 1082 1083 1084 1085 1086 1087 1088 1089 1090 1091 1092 1093 1094 1095 1096 1097 1098 1099 1100 1101 1102 1103 1104 1105 1106 1107 1108 1109 1110 1111 1112 1113 1114 1115 1116 1117 1118 1119 1120 1121 1122 1123 1124 1125 1126 1127 1128 1129 1130 1131 1132 1133 1134 1135 1136 1137 1138 1139 1140 1141 1142 1143 1144 1145 1146 1147 1148 1149 1150 1151 1152 1153 1154 1155 1156 1157 1158 1159 1160 1161 1162 1163 1164 1165 1166 1167 1168 1169 1170 1171 1172 1173 1174 1175 1176 1177 1178 1179 1180 1181 1182 1183 1184 1185 1186 1187 1188 1189 1190 1191 1192 1193 1194 1195 1196 1197 1198 1199 1200 1201 1202 1203 1204 1205 1206 1207 1208 1209 1210 1211 1212 1213 1214 1215 1216 1217 1218 1219 1220 1221 1222 1223 1224 1225 1226 1227 1228 1229 1230 1231 1232 1233 1234 1235 1236 1237 1238 1239 1240 1241 1242 1243 1244 1245 1246 1247 1248 1249 1250 1251 1252 1253 1254 1255 1256 1257 1258 1259 1260 1261 1262 1263 1264 1265 1266 1267 1268 1269 1270 1271 1272 1273 1274 1275 1276 1277 1278 1279 1280 1281 1282 1283 1284 1285 1286 1287 1288 1289 1290 1291 1292 1293 1294 1295 1296 1297 1298 1299 1300 1301 1302 1303 1304 1305 1306 1307 1308 1309 1310 1311 1312 1313 1314 1315 1316 1317 1318 1319 1320 1321 1322 1323 1324 1325 1326 1327 1328 1329 1330 1331 1332 1333 1334 1335 1336 1337 1338 1339 1340 1341 1342 1343 1344 1345 1346 1347 1348 1349 1350 1351 1352 1353 1354 1355 1356 1357 1358 1359 1360 1361 1362 1363 1364 1365 1366 1367 1368 1369 1370 1371 1372 1373 1374 1375 1376 1377 1378 1379 1380 1381 1382 1383 1384 1385 1386 1387 1388 1389 1390 1391 1392 1393 1394 1395 1396 1397 1398 1399 1400 1401 1402 1403 1404 1405 1406 1407 1408 1409 1410 1411 1412 1413 1414 1415 1416 1417 1418 1419 1420 1421 1422 1423 1424 1425 1426 1427 1428 1429 1430 1431 1432 1433 1434 1435 1436 1437 1438 1439 1440 1441 1442 1443 1444 1445 1446 1447 1448 1449 1450 1451 1452 1453 1454 1455 1456 1457 1458 1459 1460 1461 1462 1463 1464 1465 1466 1467 1468 1469 1470 1471 1472 1473 1474 1475 1476 1477 1478 1479 1480 1481 1482 1483 1484 1485 1486 1487 1488 1489 1490 1491 1492 1493 1494 1495 1496 1497 1498 1499 1500 1501 1502 1503 1504 1505 1506 1507 1508 1509 1510 1511 1512 1513 1514 1515 1516 1517 1518 1519 1520 1521 1522 1523 1524 1525 1526 1527 1528 1529 1530 1531 1532 1533 1534 1535 1536 1537 1538 1539 1540 1541 1542 1543 1544 1545 1546 1547 1548 1549 1550 1551 1552 1553 1554 1555 1556 1557 1558 1559 1560 1561 1562 1563 1564 1565 1566 1567 1568 1569 1570 1571 1572 1573 1574 1575 1576 1577 1578 1579 1580 1581 1582 1583 1584 1585 1586 1587 1588 1589 1590 1591 1592 1593 1594 1595 1596 1597 1598 1599 1600 1601 1602 1603 1604 1605 1606 1607 1608 1609 1610 1611 1612 1613 1614 1615 1616 1617 1618 1619 1620 1621 1622 1623 1624 1625 1626 1627 1628 1629 1630 1631 1632 1633 1634 1635 1636 1637 1638 1639 1640 1641 1642 1643 1644 1645 1646 1647 1648 1649 1650 1651 1652 1653 1654 1655 1656 1657 1658 1659 1660 1661 1662 1663 1664 1665 1666 1667 1668 1669 1670 1671 1672 1673 1674 1675 1676 1677 1678 1679 1680 1681 1682 1683 1684 1685 1686 1687 1688 1689 1690 1691 1692 1693 1694 1695 1696 1697 1698 1699 1700 1701 1702 1703 1704 1705 1706 1707 1708 1709 1710 1711 1712 1713 1714 1715 1716 1717 1718 1719 1720 1721 1722 1723 1724 1725 1726 1727 1728 1729 1730 1731 1732 1733 1734 1735 1736 1737 1738 1739 1740 1741 1742 1743 1744 1745 1746 1747 1748 1749 1750 1751 1752 1753 1754 1755 1756 1757 1758 1759 1760 1761 1762 1763 1764 1765 1766 1767 1768 1769 1770 1771 1772 1773 1774 1775 1776 1777 1778 1779 1780 1781 1782 1783 1784 1785 1786 1787 1788 1789 1790 1791 1792 1793 1794 1795 1796 1797 1798 1799 1800 1801 1802 1803 1804 1805 1806 1807 1808 1809 1810 1811 1812 1813 1814 1815 1816 1817 1818

Maths – Lesson 3

I can add 2 numbers together

Can you add two numbers together using numicon?

Look at each piece of numicon and add by counting the circles.

How many have you got altogether?

Use the number shapes to work out the answers to each addition question.

$$\begin{array}{|c|} \hline \bullet \\ \bullet \\ \bullet \\ \hline \end{array} + \begin{array}{|c|} \hline \bullet \\ \bullet \\ \hline \end{array} = \square$$

$$\begin{array}{|c|} \hline \bullet \\ \bullet \\ \bullet \\ \bullet \\ \hline \end{array} + \begin{array}{|c|} \hline \bullet \\ \bullet \\ \bullet \\ \hline \end{array} = \square$$

$$\begin{array}{|c|} \hline \bullet \\ \bullet \\ \bullet \\ \hline \end{array} + \begin{array}{|c|} \hline \bullet \\ \bullet \\ \bullet \\ \hline \end{array} = \square$$

$$\begin{array}{|c|} \hline \bullet \\ \bullet \\ \bullet \\ \bullet \\ \hline \end{array} + \begin{array}{|c|} \hline \bullet \\ \bullet \\ \bullet \\ \hline \end{array} = \square$$

$$\begin{array}{|c|} \hline \bullet \\ \bullet \\ \bullet \\ \bullet \\ \bullet \\ \hline \end{array} + \begin{array}{|c|} \hline \bullet \\ \hline \end{array} = \square$$

$$\begin{array}{|c|} \hline \bullet \\ \bullet \\ \bullet \\ \bullet \\ \bullet \\ \hline \end{array} + \begin{array}{|c|} \hline \bullet \\ \bullet \\ \hline \end{array} = \square$$

Reading

Please spend time each day reading one of the given books with your child. Spend time completing the activities and questions at the front and back of the books.

Please fill in the box with comments about your child's reading as well as any answers to the questions you may have asked.

To access these extra books please follow this link:

<https://www.oxfordowl.co.uk/?sellLanguage=en&mode=hub>

Once on this webpage please click the class login and enter;

Maple

Username: hhmaple

Password: maple1

Fir

Username: hhfir


Password: Fir12

Once you are logged in click on the bookshelf and search for the title your child will be reading.

Please choose the appropriate level book for your child.

Phase 2

Phase 3



Science

Can you draw and label your favourite animal with where they live, how they find food and what they eat.

My Favourite Animal



Day 4

Phonics – air

English – Lesson 3

Maths – Subtration

Reading

Music


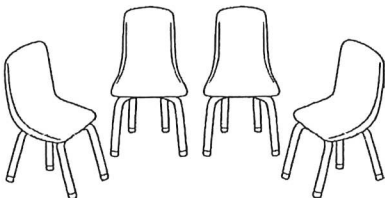

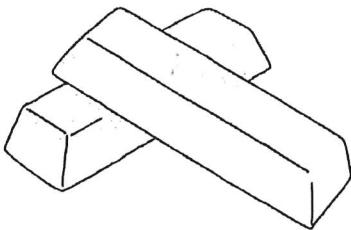





PE – Complete this circuit of activities 3 times

- run on the spot for 30 seconds
- lay on the floor and then get up to a jump
- 10 star jumps
- touch your toes and jump to the sky 10 times

Find and Write the 'air' Words



Write the words and then colour the ones with an 'air' sound in them.

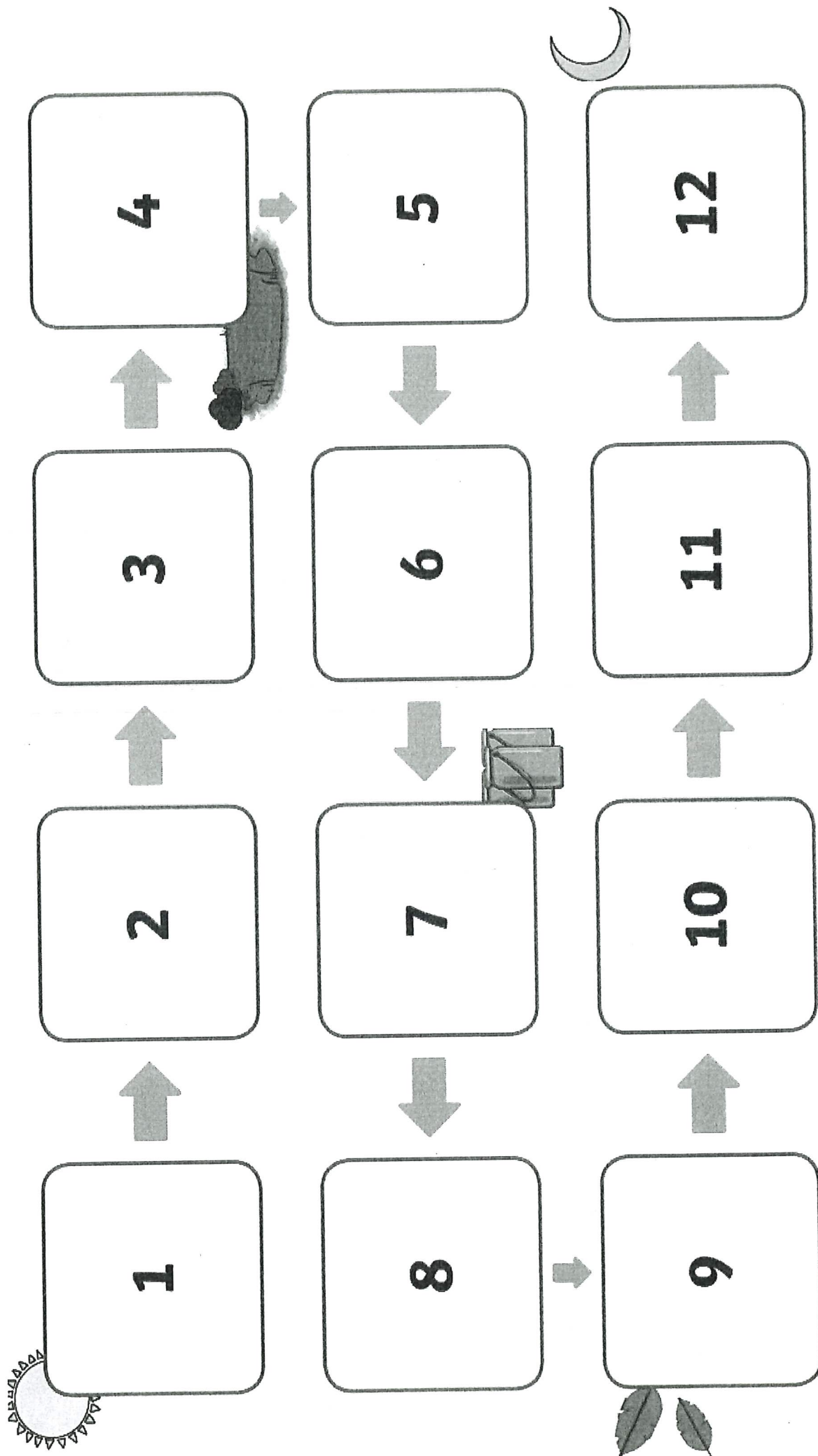
 <div data-bbox="78 770 509 916"> <div></div> <div></div> <div></div> </div>	 <div data-bbox="537 770 963 916"> <div></div> <div></div> <div></div> </div>	 <div data-bbox="992 770 1420 916"> <div></div> <div></div> </div>
 <div data-bbox="81 1285 510 1431"> <div></div> <div></div> </div>	 <div data-bbox="537 1285 963 1431"> <div></div> <div></div> </div>	 <div data-bbox="992 1285 1420 1431"> <div></div> <div></div> <div></div> </div>
 <div data-bbox="81 1800 510 1946"> <div></div> <div></div> <div></div> </div>	 <div data-bbox="537 1800 963 1946"> <div></div> <div></div> <div></div> </div>	 <div data-bbox="992 1800 1420 1946"> <div></div> <div></div> </div>

ENGLISH - Lesson 3

Can you remember what you have read so far? Can you read with your parent or carer up to page 18 again?

What happened? What characters did you meet?

Can you read the remainder of the book? What has happened? What did the animals do? How do you think Farmer Faye felt when she woke up? Using what you know about the story, I would like you to sequence the events. Use the separate sheet to cut the pictures out and place them into the grid below.












ENGLISH - Lesson 3

Can you remember what you have read so far? Can you read with your parent or carer up to page 18 again?

What happened? What characters did you meet?

Can you read the remainder of the book? What has happened? What did the animals do? How do you think Farmer Faye felt when she woke up?

Using what you know about the story, I would like you to sequence the events. Use the separate sheet to cut the pictures out and place them into the grid below.



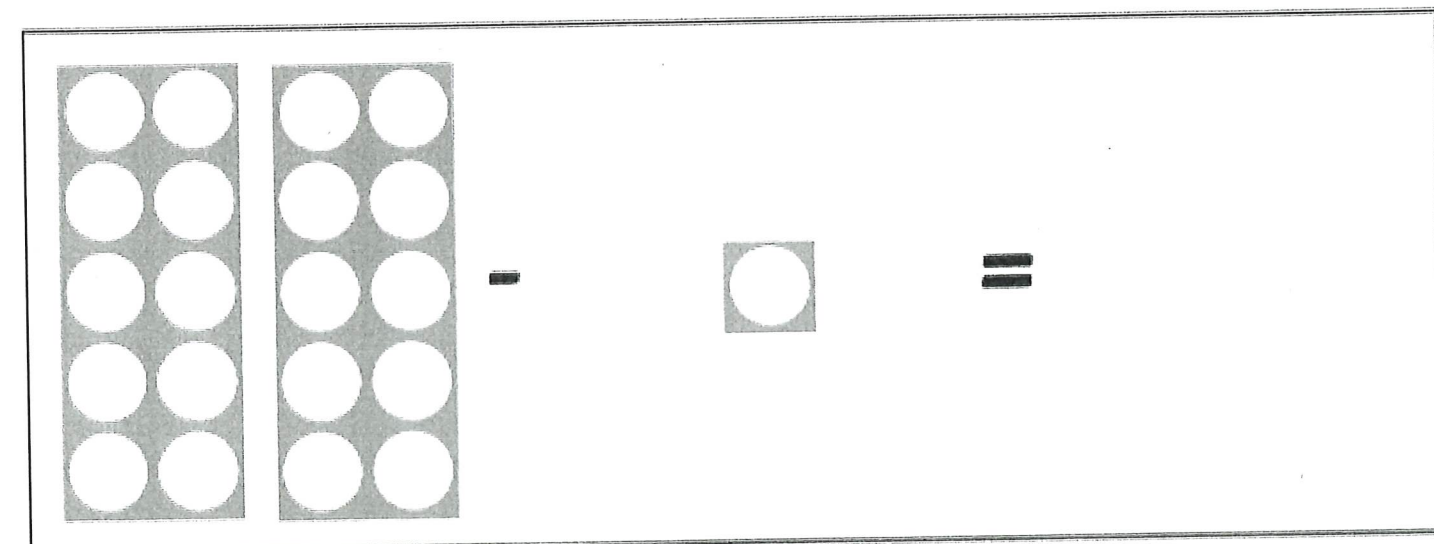
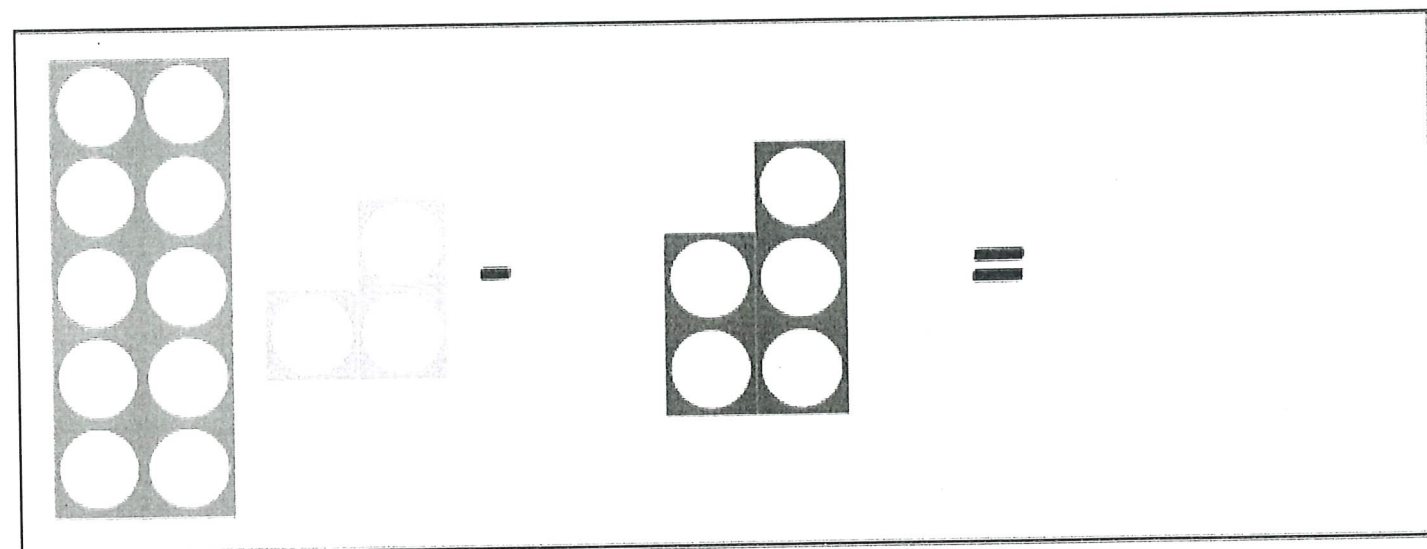
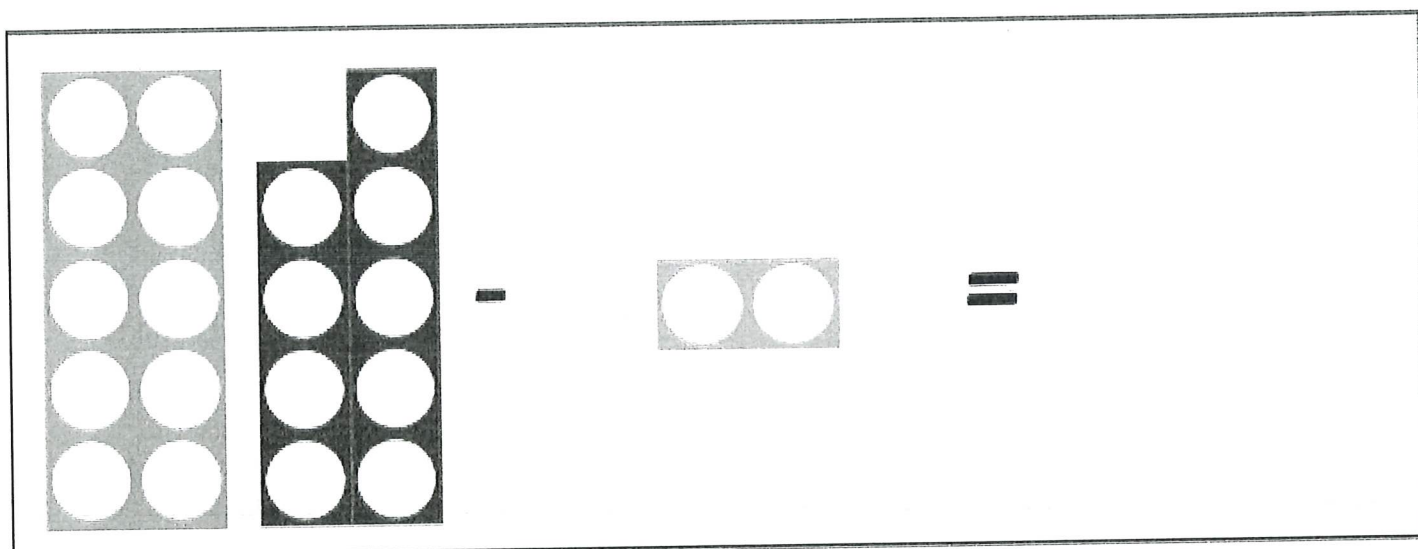
Maths – Lesson 4

I can take away 1 number from another number

Can you take one number away from another? What will happen to your starting number?
Will it bigger or smaller?

Can you count the circles on the numicon and take away the different amounts? What is
you answer?

Use the number shapes to work out the answers to each subtraction question.



Reading

Please spend time each day reading one of the given books with your child. Spend time completing the activities and questions at the front and back of the books.

Please fill in the box with comments about your child's reading as well as any answers to the questions you may have asked.

To access these extra books please follow this link:

<https://www.oxfordowl.co.uk/?sellLanguage=en&mode=hub>

Once on this webpage please click the class login and enter;

Maple

Username: hhmaple

Password: maple1

Fir

Username: hhfir


Password: Fir12

Once you are logged in click on the bookshelf and search for the title your child will be reading.

Please choose the appropriate level book for your child.

Phase 2

Phase 3



Music

Using things from around your house and you design and make your own musical instrument?

My Musical Instrument

Day 5

Phonics – oo/oo

English – Lesson 4

Maths – Addition/Subtraction

Reading

Art

PE – Complete this circuit of activities 3 times

- run on the spot for 30 seconds
- lay on the floor and then get up to a jump
- 10 star jumps
- touch your toes and jump to the sky 10 times



Dear Oona,


I am having a really good holiday! There is a pool here and a shop selling balloons. My mum lies by the pool and reads her book all day! Last night I stayed up late and we went up to the roof to see the full moon.

The best thing about the hotel is the food! The cook makes smoothies, pizza and chocolate fondue. I could eat my way through the whole menu! Tomorrow we are going to explore the woods.

I look forward to seeing you soon!

Lots of love,

Suzie x



Oona Smith,
12 Tooley Street,
Blackpool,
SS4 8L7

Think about the story and reread. Think about all of the different things that have happened. What has been your favourite part about the story? What did you enjoy the most? Which animal was your favourite? Why?

I have set you some questions to answer about the story. Think carefully about each question and the answers.

Wake-Up Time on Bumble Farm

Questions

1. What is the name of the farm? **Tick one.**

- ☐ Crumble Farm
- ☐ Tumble Farm
- ☐ Bumble Farm

2. Who needs to wake Farmer Faye up? **Tick one.**

- ☐ Frog
- ☐ Rooster
- ☐ Goose

3. Whose ribbon does Goat eat? **Tick one.**

- ☐ Cow's
- ☐ Pig's
- ☐ Sheep's

4. What do the piglets squeal? **Tick one.**

- ☐ "Oink!"
- ☐ "Help!"
- ☐ "Moo!"

5. What does Farmer Faye have to do when she sees the mess? **Tick one.**

- ☐ She scrubs and cleans.
- ☐ She goes shopping.
- ☐ She gets her friends to help.

Maths – Lesson 5

I can make and solve addition and subtraction number sentences

Choose two numbers between 1 and 20.

You can choose if you are going to make an addition number sentence or a subtraction number sentence.

Remember, when we add the numbers can be in any order **BUT** when we take away the biggest number needs to go first!

My addition number sentences.

My subtraction number sentences.

Reading

Please spend time each day reading one of the given books with your child. Spend time completing the activities and questions at the front and back of the books.

Please fill in the box with comments about your child's reading as well as any answers to the questions you may have asked.

To access these extra books please follow this link:

<https://www.oxfordowl.co.uk/?selLanguage=en&mode=hub>

Once on this webpage please click the class login and enter;

Maple

Username: hhmaple

Password: maple1

Fir

Username: hhfir


Password: Fir12

Once you are logged in click on the bookshelf and search for the title your child will be reading.

Please choose the appropriate level book for your child.

Phase 2

Phase 3



Art

Can you create a picture of yourself using only shapes?

My Self Portrait



