

Week 7- Day 1

Phonics – Common Exception Words

Handwriting

Maths

English

RE

PE – Obstacle Course

Phonics – Week Seven, day One

LO: To learn common exception words.

These are commonly used tricky words that don't follow phonics patterns.

Practise reading these words together.



Activity: Practise writing each word while a grown up reads them out to you, then check your spellings. After that, talk about the meaning of each word.

Handwriting Week 7 day one

L.O To practise letter joins

Practise this letter join. Write it ten times.

in

Now practise writing words. Write each word three times.

clothes

poor

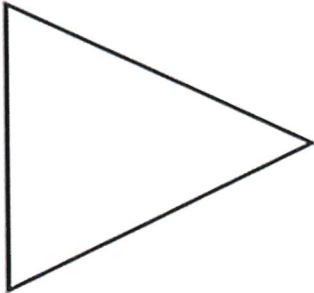
kind

Are your tall letters tall enough?

L.O To name shapes and count the number of sides.

Look at these 2d shapes. Can you name them? Use the 2d Shape Word Mat to help you. When you have named them, count how many sides they've got. The first one has been done for you...


Name the 2D Shape



Number of sides _____


Name _____

When counting a shapes sides, cross each side of so that you know you've counted it!



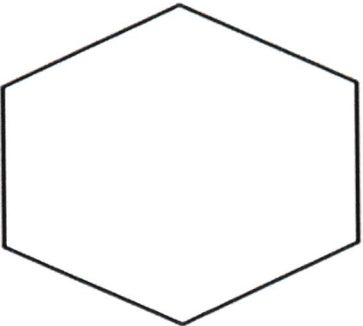
Number of sides _____

Name _____



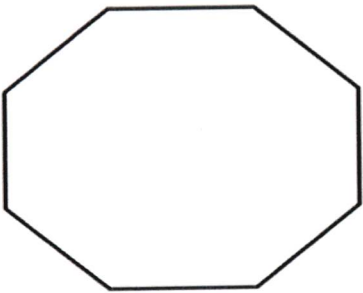
Number of sides _____

Name _____



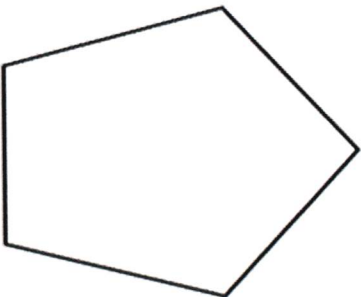
Number of sides _____

Name _____



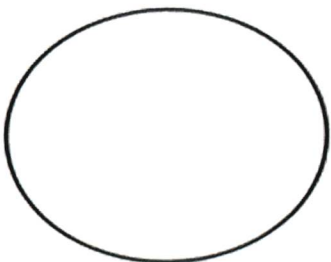
Number of sides _____

Name _____



Number of sides _____


Name _____



Number of sides _____

Name _____


2D Shape Word Mat



circle




rectangle



triangle




oval




octagon




square



heptagon




rhombus



pentagon




hexagon



kite

English – Week Seven, Day 1

You will need a copy of the text: Hot Dog



LO: To make a prediction

Do not read the text yet!

Look at the front cover of the text and make predictions (really good guesses about the story).

Who do you think are the main characters in this story?

Where is the setting (where the story takes place) for this story?

Why are the dogs eating a bone?

What do you think will happen in this story?

L.O To answer questions about a text

Ask your child to read aloud page 2 to the end of page 5.

Page 2

Name three things that Hot Dog like about the city...

1. _____

2. _____

3. _____

3. _____

Write three facts about Hot Dog...

1. _____

2. _____

3. _____

Page 3.

Who wanted to be just like Hot Dog?

Explain why Pooch couldn't be like Hot Dog.

Page 4

Write a list sentence to explain how what things the dogs did together.

What did Mrs Fortini want to make the dogs?

Did the dogs want to be Mrs Fortini's pets? Explain your answer.

Page 5.

'Then something happened which changed everything...'

What is going to happen to the dogs? Will they become Mrs Fortini's pets? Will they stay free? Will there be any new characters in the story? Who is the new character? What will they do? Are they good or bad?

Write 5 sentences to explain what will happen next...

Seven

Week ~~Eight~~, Day One – RE

LO: To recognise that there are different types of books and that these have different purposes.

This week we will be looking at different types of books and their purposes. We will be thinking about why books are important.

Take 10 seconds to have a think about which books are important to you.

1. How do you show that your books are important to you? For example; keep them in a special place, read from them often, they have a special cover...

Your first job today, is to sort the different types of books you have at home, e.g., story books, poetry books, cookery books, map, puzzle books.

While you are doing this, think about...

- What is the purpose of these books? Why do we have them?
- Are some books more important than others?
- Are some books important for different reasons?
- How have books affected the way you live?
- How have books affected what you have learnt?

For Christians, the Bible is not just a book of stories. It is the living word of God.

The Bible has all sorts of books inside it, e.g., poetry books, diaries, history and music books.

There are not just stories in the Bible!

Complete the questions in the spaces below.



Why is the Bible important to
Christians?

What is inside the Bible?

Draw pictures of what is
inside the Bible.



Obstacle Course PE Home Learning

Time to Learn:

- Using objects such as tins, pillows and teddy bears, can you create your own obstacle course?
- Place the tins in a line so you have to swerve through them. Layout teddy bears so that you have to jump over them or use pillows as stepping stones.
- How long does it take you to complete the course? Can you complete the course faster than someone else?



Can you keep trying to challenge yourself, getting quicker as you complete the course?



Challenge yourself!

Start with a shorter course and extend it as you get faster!



Time yourself against someone!

Have five goes each. Who will be the quickest?




Race against other family members!

Who is the quickest in your family?

Top Tips

Use your space

- Spread the course out in your garden or somewhere indoors with more space.



Let's Reflect

What was the hardest course you created?
Can you explain why?

How did you feel when you beat your fastest time?

Week 7- Day 2

Phonics – Common Exception Words

Handwriting

Maths

English

Science

PE – Obstacle Course

Phonics – Week Seven, Day Two

LO: To write common exception words.

Complete the say, cover, write check sheet. Don't cheat!

any		
many		
clothes		
water		
pretty		
Christmas		
beautiful		
busy		
poor		
kind		

Handwriting Week 7 day two

LO To practise letter joins

Practise this letter join. Write it five times.

ut

Practise the letter join ut in these words. Write each word three times...

put

computer

Now write the common exception words three times...


any

many

Maths- Week 7 day 2

L.O To identify 2d shapes on a shape hunt

Can you name the 2d shapes we learned about yesterday?










Now, go on a 2d shape hunt around your home and garden? What shapes can you spot?
How many of each shape did you spot? Use this recording sheet to use tally marks

(remember we learned about these last week)...
you find...



to help to record the shapes that


Shape	Tally
	
	
	
	
	
	
	

Count the tally marks. Which shape did you find the most?

Which shape did you find the least?

English – Week Seven, Day 2

You will need a copy of the text: Hot Dog



LO: To answer questions about a text.


Read aloud pages 6 to the end of page 11.

Was your prediction from yesterday correct?

What was Mrs Fortini putting out for her pals?

Did the dogs eat the meatballs? Why not?

A man with a mean, pointy face jumped out. Visualise what the man looked like by drawing a picture of his 'mean, pointy face'...



Page 7

What does 'mangy mutts' mean?

What is the mean man's name?

What is his job?

Dog catcher

Dog snatcher

Dog groomer

Page 8

Name some of the 'sights of the city' from page 8.

Page 9.

"This man is determined!". What does 'determined' mean?

'I'm whacked!' panted Pooch. 'I'm zonked!' panted Mooch.

How are the dog's feeling?

Ecstatic

Down in the dumps

Tired

Page 10.

What is pounce a better word for?

Jump

Chase

Catch

Activity

L.O To identify and include contractions

Last week we learned about contractions. These are two words that can be shortened to one and include an apostrophe.















e.g Can not = can't

Do not = don't

He will = he'll

Have a go at a few more to help you remember...

Draw a line to match the chipmunk to the food item. One has been done for you.

	he'd		I will
	can't		should not
	I'll		he would
	shouldn't		cannot
	haven't		they have
	they've		she would
	she'd		have not

Look at this activity...Can you identify two words in each sentence that can be contracted and write the contracted version?



Detective Daisy

Detective Daisy is looking for words that can be contracted in the following sentences. Can you help her find them by writing each sentence out again with the contracted word form?

For example:

Expanded form: In the morning, **they will** be going on holiday.

Contracted form: In the morning, **they'll** be going on holiday.

1. Later, we are going to the park.

2. Lucy was amazed! She had never been to such a fantastic place.

3. I have always wanted a pet dog.

4. Where is the party tomorrow afternoon?

5. John is very friendly and he is funny too.

6. It is very late so we will finish the game tomorrow.

7. In the cave, there is a mighty dragon.

Week Seven, Day Two – Science

LO: I can talk about animals and what they eat.

LO: I can talk about what animals eat.

This week we will be looking at animals and what they eat.



Key Terms:

Herbivore – animals that only eat plants

Carnivore – animals that eat other animals

Omnivore – animals that eat animals and plants

Read through the PowerPoint 'Carnivores, Herbivores and Omnivores' to learn more about our **key terms**.

Carnivores, Herbivores and Omnivores

What Do Animals Eat?



twinkl



Staying Alive

Animals need to eat to stay alive.

Different animals eat different types of food.

Which of these animals does **not** eat grass?



rabbit



cow



lion



Carnivores

Some animals eat other animals.
These animals are called **carnivores**.
Carnivores eat:

mammals



fish



birds



insects



and other animals:



Carnivores

Carnivores can be big or small.
Which of these animals do you think is a **carnivore**?


kingfisher



deer



goat



Carnivores

Kingfishers are small birds.

They only eat other animals.

They are **carnivores**.

They eat small fish and other little animals like tadpoles.



twinkl.com


Herbivores

Some animals eat only plants.

These animals are called **herbivores**.

Herbivores eat:

grass



nuts



seeds



flowers



fruit



vegetables




twinkl.com

Herbivores

Elephants are **herbivores**.


Which of these can they **not** eat?




twinkl.com

Omnivores

Carnivores eat only animals.



Herbivores eat only plants.



But some animals eat animals **and** plants.
These animals are called **omnivores**.

twinkl.com

Omnivores

Omnivores survive by eating both plants and animals. This can be a good way of staying alive. If they cannot find meat, omnivores can eat plants instead.

Omnivores come in all shapes and sizes!



Grizzly bears eat seeds, berries and grass.





They also eat deer, fish and insects.



Omnivores

Ants are tiny omnivores.

Most ants eat a mixed diet of plants and meat. This might include leaves, nectar and fruit, as well as insects and dead animals.



What about Humans?

Do you think humans are carnivores, herbivores or omnivores?
What did you eat yesterday?

Humans are able to eat meat and plants.

Some people eat only plants, but most humans have both plants and meat in their diet.

This makes humans **omnivores**.




On the next few pages, read through the PowerPoint called 'What Is a Food Chain?' and circle the correct answer about what food each animal eats.

What Is a Food Chain?

A food chain shows how animals depend on other plants and animals for their food and survival.

What Is a Food Chain?

A food chain can tell you about what animals eat.



What does a cow eat?



grass



cereal



mice

What does a tiger eat?




grass




deer



shark



What does a lion eat?



fish




grasshopper



zebra



What does a shark eat?



fish



rabbits



grass

This is a food chain.



seeds



shrew



fox

**The arrows show the direction
the energy is transferred.**



seeds




shrew




fox

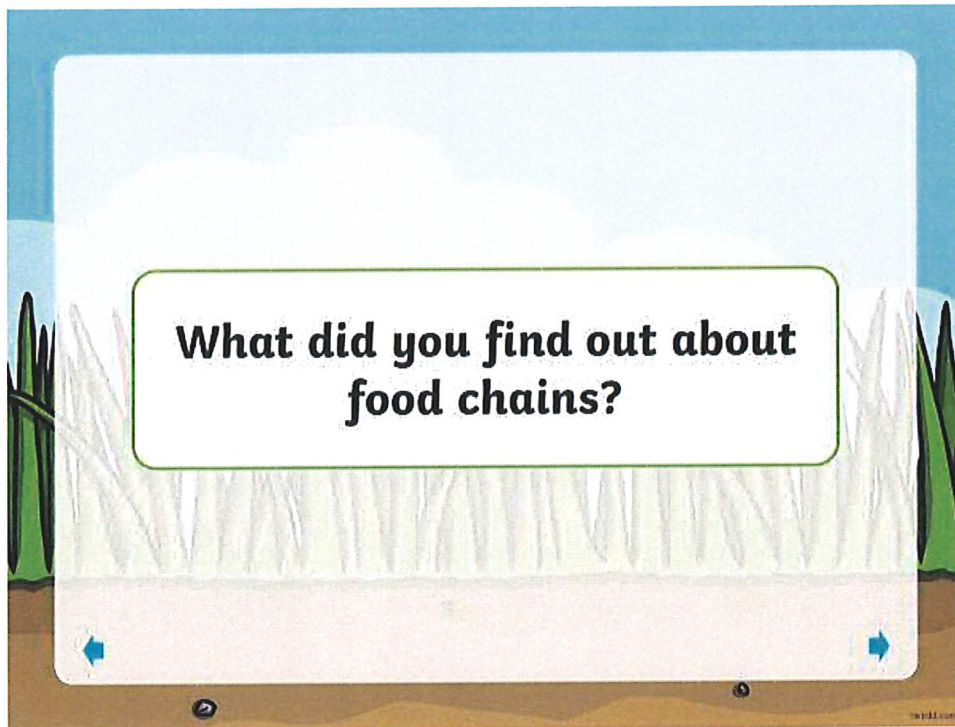


Which animal is missing from this food chain?



Which animal is missing from this food chain?





Your final job is to create your very own food chain!

1. Cut the paper (on the next page) into strips.
2. Draw each part of the food chain on each strip.
3. Join the strips together to create a food chain for our display at school.

Here is an example of the correct order: seed – mouse – bird – cat



Strip 1

Strip 2

Strip 3

Strip 4

Week 7- Day 3

Phonics – Common Exception Words

Handwriting

Maths

English

Computing

PE – Obstacle Course

Phonics – Week Seven, Day Three

LO: To write common exception words.

Choose 5 different spellings from this week's list. Then choose one spelling at a time and include it in a sentence that makes sense. Don't forget the correct punctuation.

E.g My favourite time of year is Christmas!

Underline the spelling that you've included.

1. _____

2. _____

3. _____

4. _____

5. _____

Challenge!

Can you write a silly sentence using all of the spellings that you didn't choose!

Finally, check that all of your spellings have been spelled correctly.

Handwriting Week 7 day three

L.O To practise letter joins

Practise this letter join five times...
write over mine if it helps.

ve

Practise these words. Write each word
three times. Don't forget to join ve

have

gave

Write each common exception word
three times

water

busy

Maths- Week 7 day 3


L.O To sort 2d shapes

Tell a grown up as many 2d shapes names that you know!



Look at the 2d shapes on the each page, cut them out and sort them onto the correct groups...

Cut and paste the shapes into the correct category.

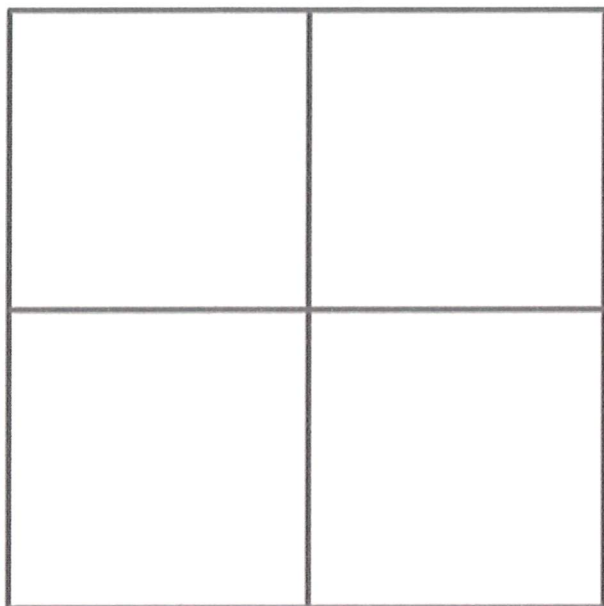
circle




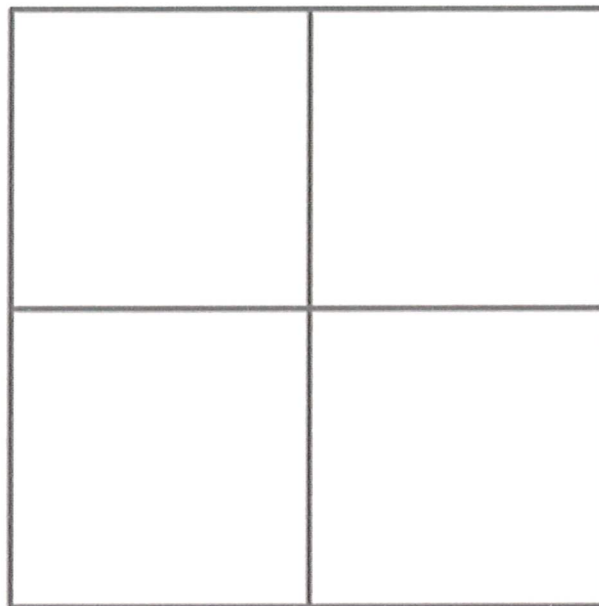
square




triangle




rectangle



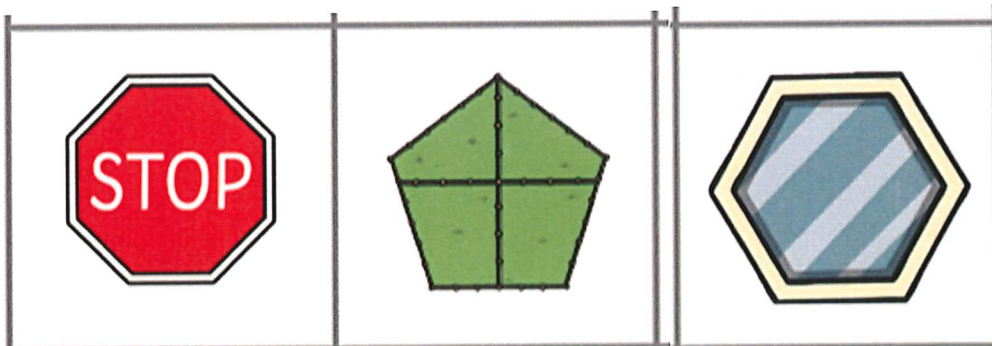


pentagon



hexagon




octagon



English – Week Seven, Day 3

You will need a copy of the text: Hot Dog



LO: To answer questions about a text.

Read aloud pages 12 to the end of the book.

Page 12.

Underline two noun phrases in this sentence...

He stopped right beside a curly white poodle that was standing by the front door of the Grand Hotel.

What two things did the dogs do that were the same as the things the poodle did?

Why couldn't Mooch copy the poodle?

Page 13.

Find and copy a word that means someone spoke quickly but struggled to say something...

S_____

Page 14.


How did the dogs evade (escape) the dog catcher?

Pg 15 and 16 write a sentence to explain what happened to the dogs on

The next day...



And the day after that...



And the next day after that day...



Page 17.

What was the only thing that kept the dogs going?

Page 19.

What does 'desperate times need desperate measures' mean?

Page 20.

What does 'tuck into a big bone' mean?

He was going to put it in his pocket

He was going to bury it

He was going to eat it

'In a flash, Hot Dog, Pooch and Mooch dashed down the road.' Write an adverb to describe how they moved (REMEMBER ADVERBS END IN LY) _____

Page 21

What is halt a better word for? _____

'Snatchers' face went red. It twisted up. He foamed at the mouth.' Write an adjective to describe how Snatcher is feeling. _____

Page 23.

'They licked their chops.' What are 'chops'?

Page 24.

Explain what a 'dog's life' is.








Did you like the story? Explain what you liked/disliked about it and give it a score out of 10.



Activity

L.O To complete an emotions tracker

Think about how the dogs feel at different times in the story. Look at the key, choose an emotion and colour the box to show how the characters are feeling. The first one has been completed for you...

Emotion													
Joyful		Worried		Concerned		Afraid		Exhausted		Satisfied		Hopeful	
Event				Illustration of event				How were the dogs feeling?					
When they were free.													
When Mrs Fortini fed them													
When the dog catcher tried to catch them													
When the dogs were chased through the city													
When they followed the poodle into the hotel													
When Mrs Fortini saved them													


Week Seven, Day Three – Computing

LO: I can spot dangers online.

Use the information provided to help you understand what dangers could be online and how you can spot them.

Your job is to create a poster all about dangers online.

Dangers Online!

A large, empty rounded rectangular box with a blue outline, intended for a drawing or additional text related to the topic of online dangers.

Staying Safe



When we are online, there might be hazards too. Just like in real life, we should think about how we can stay safe and do the right thing to avoid or deal with anything that might make us uncomfortable.

We can **judge** websites and decide if they are appropriate for us to use.

What things could have been dangerous?

What can we do each day to stay safe?




How to Judge



How can you tell if a website is safe for children to use?

- ✓ The language should be easy to understand.
- ✓ There might be fun games or activities.
- ✓ There shouldn't be space for strangers to talk to each other.
- ✓ There might be pictures and illustrations.



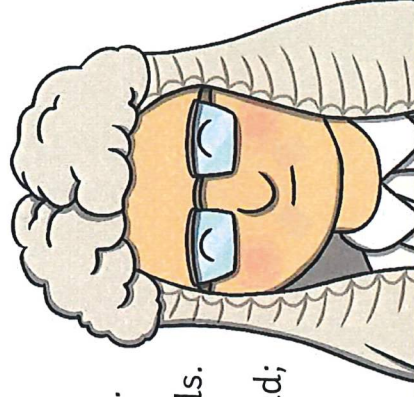
twinkl.com

How to Judge



How can you tell if a website should be looked at with an adult to help you?

- ✓ It might ask for bank or card details to access something.
- ✓ There may be a space for people to chat there.
- ✓ You might be asked for your personal details.
- ✓ There could be content you don't understand; you may find this on a news website, for example.



If you are not sure about a website then stop, ask an adult for help and decide what to do with them.




How to Judge



How can you tell if a website is not appropriate for children?

- ✓ If anything on a website makes you uncomfortable in any way, look away and tell an adult immediately.
- ✓ They may want to see the content to check it themselves and report it.



Week 7- Day 4

Phonics – Common Exception Words

Handwriting

Maths

English

DT (Design and Technology)

PE – Obstacle Course

Phonics – Week Seven, Day Four

LO: To write common exception words.

Can you find this week's spellings in the word search?

Common Exception Words

z	z	n	o	g	c	j	j	u	s	r	z
g	i	c	y	h	l	s	x	t	c	g	m
l	q	r	m	c	o	u	l	p	a	n	y
b	c	g	o	x	t	l	a	o	o	q	b
e	m	b	h	o	h	y	x	o	k	j	x
a	a	k	u	w	e	d	t	r	m	v	x
u	n	u	k	e	s	x	s	k	f	m	e
t	y	w	a	t	e	r	h	b	u	s	y
i	t	o	p	i	s	z	k	i	n	d	z
f	g	a	e	p	r	e	t	t	y	c	g
u	h	p	c	h	r	i	s	t	m	a	s
l	g	i	z	q	p	p	q	z	x	j	e

any

water

beautiful

poor

many

pretty

busy

kind

clothes

Christmas

Handwriting Week 7 day four

L.O To practise letter joins

Practise this letter join five times...

ok

Practise these words, remember to include the letter join... Write each word 3 times.

look

spoke

Now practise each common exception word three times.

pretty


christmas

L.O To identify properties of 2d shapes

Count how many sides each shape has then draw a line to the correct number...

2D Shapes: Sides



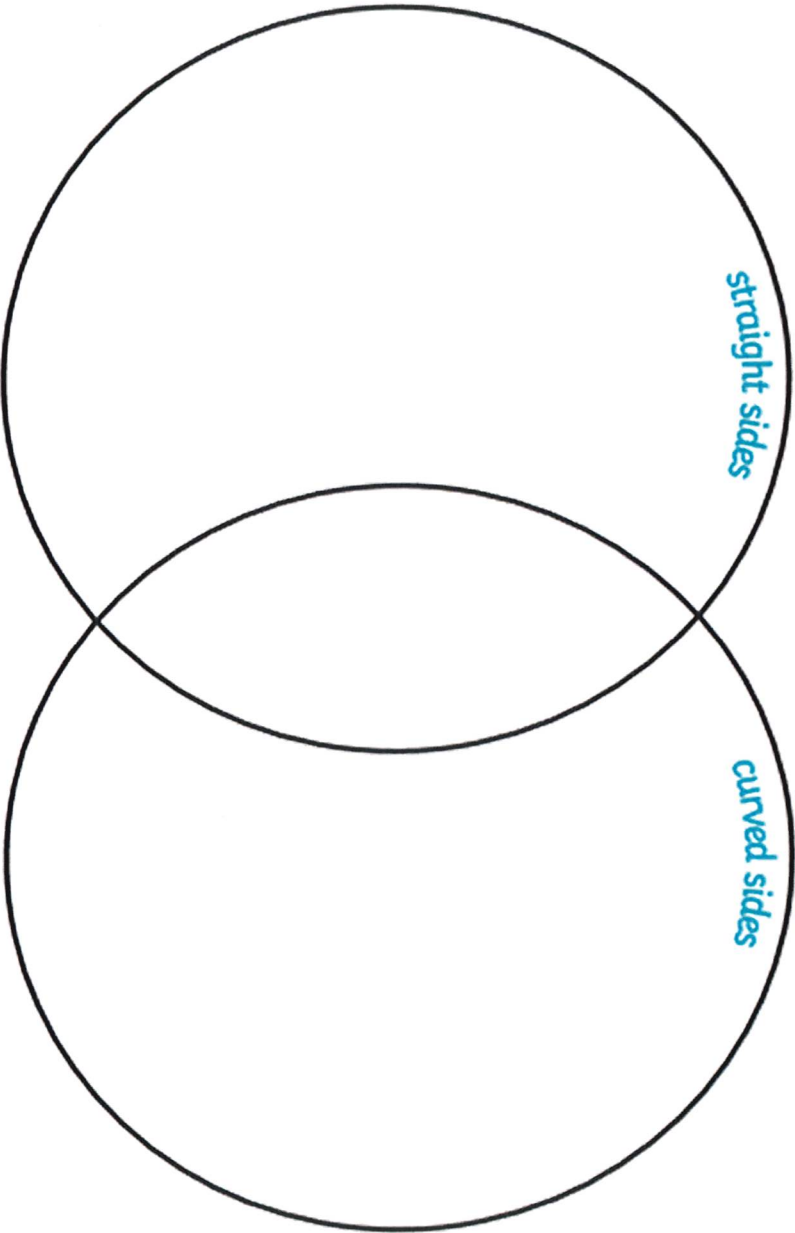
Count all the sides on the shape and then draw a line connecting it to the correct number.



Now, thinking about a shapes sides, sort the shapes into straight or curved sides...

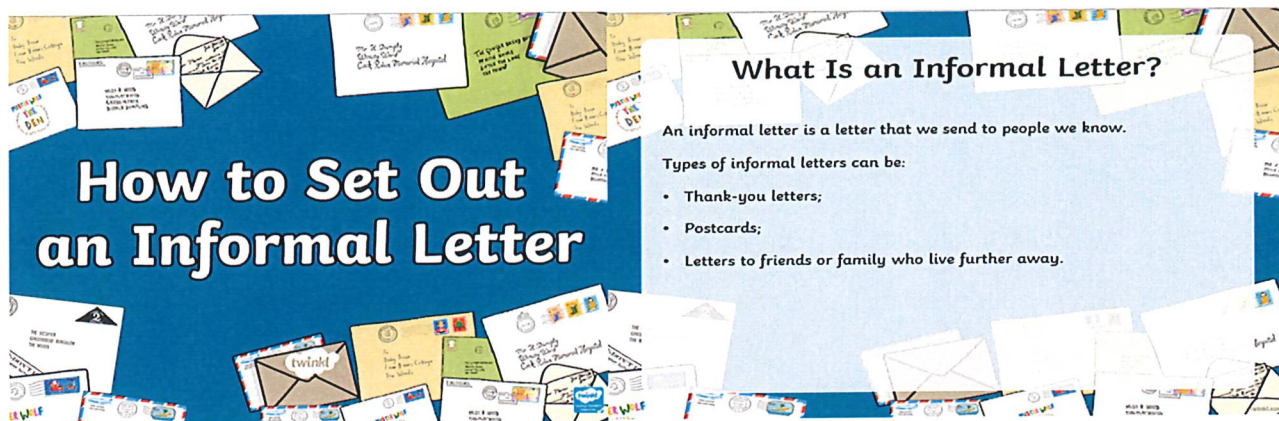
Straight and Curved Sides

Draw the shapes in the correct spaces in the hoops.



L.O To understand how to write a letter

Tomorrow you will be writing a letter to Mrs Fortini from the dogs to say thank you for all of the wonderful things she did.. Before you write the letter, I want you to look at some examples to help you...



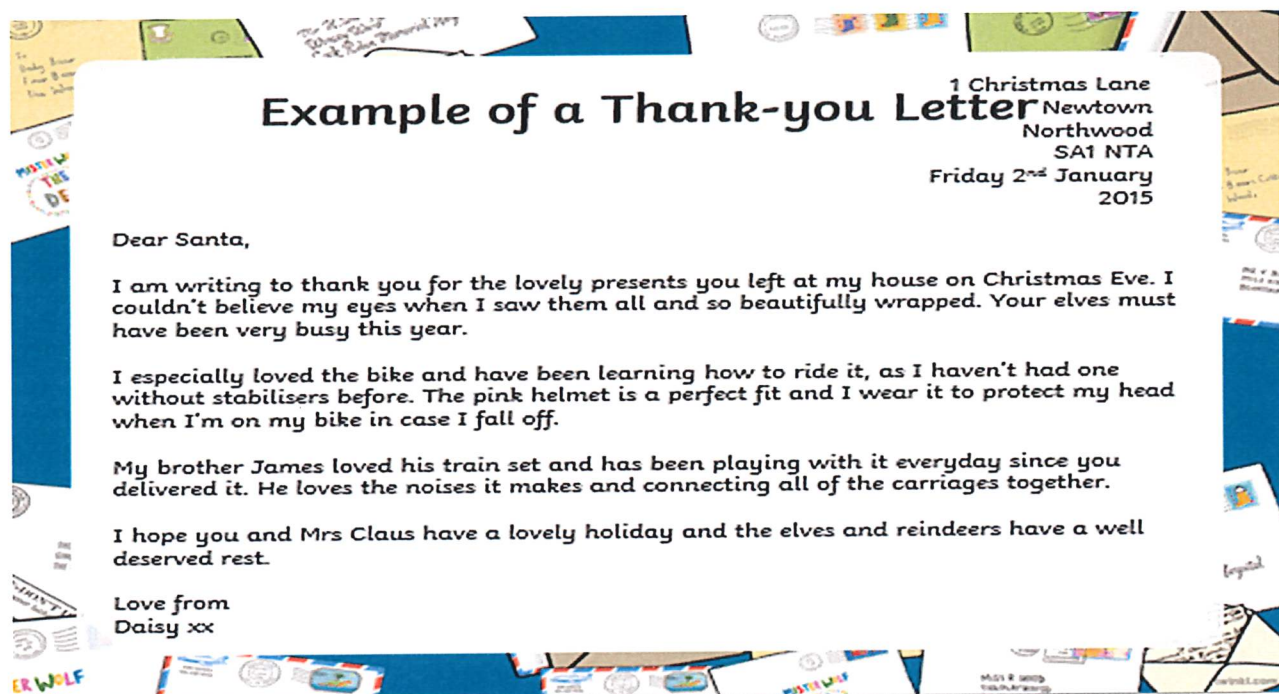
How to Set Out an Informal Letter

What Is an Informal Letter?

An informal letter is a letter that we send to people we know.

Types of informal letters can be:

- Thank-you letters;
- Postcards;
- Letters to friends or family who live further away.



Example of a Thank-you Letter

1 Christmas Lane
Newtown
Northwood
SA1 NTA
Friday 2nd January
2015

Dear Santa,

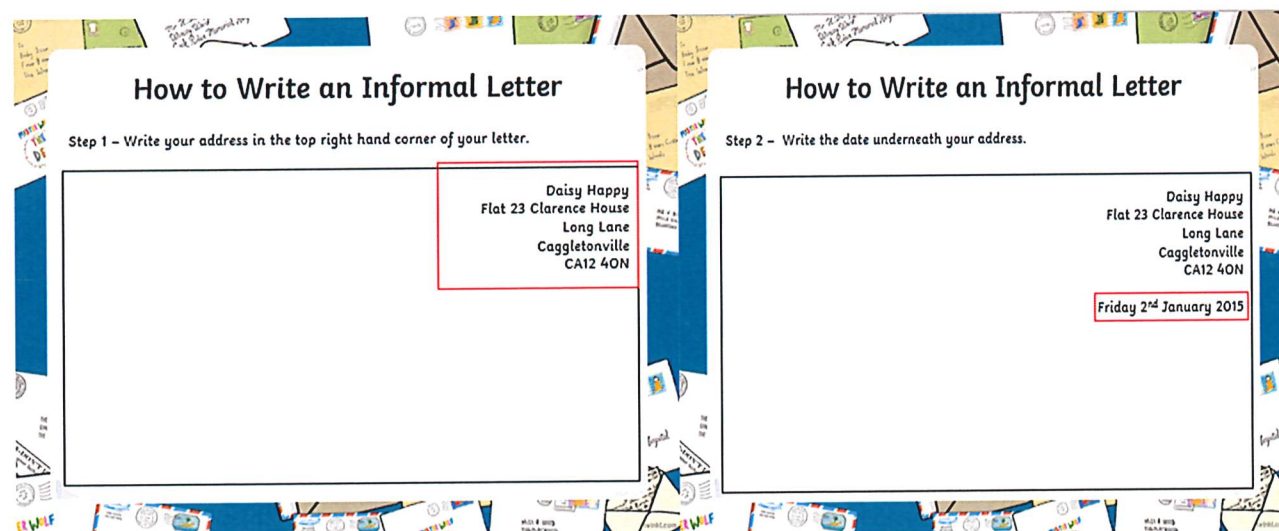
I am writing to thank you for the lovely presents you left at my house on Christmas Eve. I couldn't believe my eyes when I saw them all and so beautifully wrapped. Your elves must have been very busy this year.

I especially loved the bike and have been learning how to ride it, as I haven't had one without stabilisers before. The pink helmet is a perfect fit and I wear it to protect my head when I'm on my bike in case I fall off.

My brother James loved his train set and has been playing with it everyday since you delivered it. He loves the noises it makes and connecting all of the carriages together.

I hope you and Mrs Claus have a lovely holiday and the elves and reindeers have a well deserved rest.

Love from
Daisy xx



How to Write an Informal Letter

Step 1 – Write your address in the top right hand corner of your letter.

Daisy Happy
Flat 23 Clarence House
Long Lane
Caggletonville
CA12 4ON

How to Write an Informal Letter

Step 2 – Write the date underneath your address.

Daisy Happy
Flat 23 Clarence House
Long Lane
Caggletonville
CA12 4ON
Friday 2nd January 2015

How to Write an Informal Letter

Step 3 – Write the name of the person who the letter is for below the date on the left hand side. You can use 'Dear' or a more informal greeting, such as 'Hello', or 'Hi'. Add a comma after the person's name.

Daisy Happy
Flat 23 Clarence House
Long Lane
Caggletonville
CA12 4ON

Friday 2nd January 2015

Dear Santa,

How to Write an Informal Letter

Step 4 – Tell the person why you are writing to them.

Daisy Happy
Flat 23 Clarence House
Long Lane
Caggletonville
CA12 4ON

Friday 2nd January 2015

Dear Santa,

I am writing to thank you for the lovely presents you left at my house on Christmas Eve. I couldn't believe my eyes when I saw them all and so beautifully wrapped. Your elves must have been very busy this year.

How to Write an Informal Letter

Step 5 – Add any extra information you would like to tell them.

Daisy Happy
Flat 23 Clarence House
Long Lane
Caggletonville
CA12 4ON

Friday 2nd January 2015

Dear Santa,

I am writing to thank you for the lovely presents you left at my house on Christmas Eve. I couldn't believe my eyes when I saw them all and so beautifully wrapped. Your elves must have been very busy this year.

I especially loved the bike and have been learning how to ride it, as I haven't had one without stabilisers before. The pink helmet is a perfect fit and I wear it to protect my head when I'm on my bike in case I fall off.

How to Write an Informal Letter

Step 6 – Finish off your letter using an appropriate ending e.g. 'Love from' or 'See you soon', followed by your name.

Daisy Happy
Flat 23 Clarence House
Long Lane
Caggletonville
CA12 4ON

Friday 2nd January 2015

Dear Santa,

I am writing to thank you for the lovely presents you left at my house on Christmas Eve. I couldn't believe my eyes when I saw them all and so beautifully wrapped. Your elves must have been very busy this year.

I especially loved the bike and have been learning how to ride it, as I haven't had one without stabilisers before. The pink helmet is a perfect fit and I wear it to protect my head when I'm on my bike in case I fall off.

Love from
Daisy xx

L.O To plan a thank you letter. Using the letters features above, write some ideas for the thank you letter that you will be writing from the dogs to Mrs Fortini for all of the wonderful things that she has done for them in the story. Reread the whole text of Hot Dog to remind you of the story's events.

Who is the letter to?

Dear Mrs _____

Why are you writing to her?

I am writing to you to say thank you for _____

Write one wonderful thing she did and explain how it made you feel

Write a second wonderful thing that she did and explain how it made you feel

Write your favourite wonderful thing that she did and explain how it made you feel

Finish off your letter by writing an appropriate ending...

Love from The Dogs x

Week Seven, Day Four – DT

LO: I can design a purposeful product.

LO: I can share my thoughts about what I like and what I don't like.

Your first job is to look at the hand puppets below and answer the questions.

What materials were used?

What do you like about the puppet?

How do you think the accessories were attached?



How do you think this hand puppet was made?

What do you not like about the puppet?


Your job today is to create a design for your own animal hand puppet. You can use the internet and books to help you understand your animal better.

You will need to design the front and the back of your hand puppet.


Think about...

- Shape – what shape is the animal?
- Patterns – what patterns do they have?
- Colours – what colours are they?

Front



Back



Week 7- Day 5

Phonics – Spellings

Handwriting

Maths

English

PSHE


PE – Obstacle Course

Phonics- Week Seven, Day five

L.O To perform a spelling test

Every Friday, your grown up is going to test your spellings for the week. Write your answers and give yourself a score out of 10. Good luck!

1. _____
2. _____
3. _____
4. _____
5. _____
6. _____
7. _____
8. _____
9. _____
10. _____



Handwriting Week 7 day five

L.O To practise letter joins.

Practise today's letter join five times.

sh

Now write each word three times. don't forget to include the letter join.

shout

push

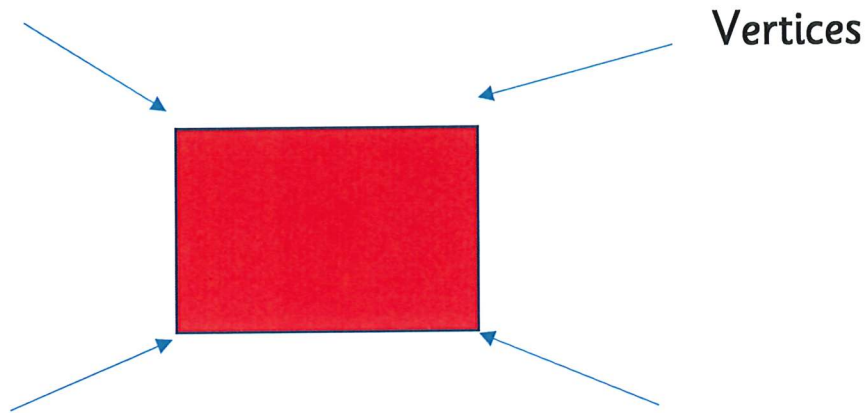
Write this sentence using your best handwriting.

The poor child had some pretty clothes for Christmas.

Activity-

L.O To identify a shape from its properties (number of sides and vertices)

As well as sides, shapes also have vertices (this is another word for corners)...




The rectangle has 4 vertices

2D Shapes: Properties

Cut out the shapes and match them to the correct description.

	6 straight sides 6 vertices This 2D shape is a _____
	3 straight sides 3 vertices This 2D shape is a _____
	No straight sides No vertices This 2D shape is a _____
	4 straight sides 4 vertices This 2D shape is a _____
	4 straight sides all the same length 4 vertices This 2D shape is a _____



Remember to include the features of a letter we learned about yesterday, address, date, dear____ , why you are writing and to sign off. Also remember to write I instead of the dogs (because you are pretending to be the dogs!). Use your letter plan from yesterday to help you with ideas. I shall enjoy reading your letter!

Letter writing Success Criteria

.Reread your letter and tick the box if you've included...

Tick

A capital letter at the beginning of each sentence.	
A full stop at the end of each sentence.	
Capital letters for names	
Does your writing make sense?	
Is your writing interesting to read?	
Is your handwriting neat?	
Have you included an address?	
Have you included a date?	
Have you included Dear _____? Have you included an address?	
Have you included 'I' instead of The Dogs?	
Have you explained why you are writing? I am writing to say thank you for_____	
Have you included examples of wonderful things Mrs Fortini has done? Fed you, saved you from the Dog Catcher, let you be free?	
Have you signed off?	
From _____	

Week Seven, Day Five – PSHE

LO: To look for opportunities to do something kind for others.


You are Holly Hill's new SECRET AGENT!

Boris has contacted our school and has set you a secret mission for next week.

Read the letter below to find out more.

Dear Children,

Your top-secret mission is to do kind things for others in your school without being told or asked. When you have done something kind, don't tell anyone - write or draw it on the secret agent card (you can ask a grown up for help if you need it) and put it in my secret agent file.



Go and be kind secret agents,

Boris



Boris has given your teacher the password to access the Kindness file so he can see how successful your mission has been during the week!

Today I was a top-secret kindness agent.
This is what I did...



Today I was a top-secret kindness agent.
This is what I did...



Today I was a top-secret kindness agent.
This is what I did...



Today I was a top-secret kindness agent.
This is what I did...

