

Week 8- Day 1

Phonics – Common Exception Words

Handwriting

Maths

English

RE

PE – Wacky Races



Wacky Races PE Home Learning



Can you
play fairly
when racing
someone else?

Time to Learn:

- Mark out a start and finish line using an object to mark out these points.
- Think of different ways you could move from the start to finish.
- Can you move on your hands and feet?
Can you move backwards?
- What was the quickest way of moving
and what was the slowest way of
moving?
- Can you race against a partner using
the different ways of moving?



On your own,
time yourself
moving in
different ways.
What is your
quickest way of
moving?



Create your
own 'Wacky
Race' ideas.
What different
ways of moving
can you come up
with?




Have a 'Wacky
Race' against
different family
members. Who
is the quickest in
your family?

Top Tips

Crawling

- Make sure your hands, feet are touching the floor, spread your hands wide, keep your head and bottom down.



Let's Reflect

Which way of moving was the easiest and which was the hardest? Explain why.

How did it make you feel if you did not win a race?

Phonics – Week Eight, day One

LO: To learn common exception words.

These are commonly used tricky words that don't follow phonics patterns.

Practise reading these words together.

whole

money

because

who

after

half

past

Mrs.

hour

Mr.

Activity: Practise writing each word while a grown up reads them out to you, then check your spellings. After that, talk about the meaning of each word.

Handwriting Week 8 day one

L.O To practise letter joins

Write today's letter joins five times...

es

Now include the letter joins in these words. Write each word three times.

shoes

toes

Write each common exception word three times.

whole

money

because









Did you use your best handwriting?

Maths week 8 day 1






Activity:




L.O To find the correct coins to make and mount.

Look at these coins (we have learned about them before). Can you remember their value?


							
1p							

Using your knowledge of coins. Choose coins to pay for these items. You need to choose coins to make the exact amount... the first one has been done for you...



You will need a copy of the text-



Before you read the text, by thinking about the comic, illustrator and looking at the front of the front cover, can you say what a comic illustrator is?

Now discuss the features of a comic and how it is different to an illustrated book. Talk about what an illustrator does. Now look at the contents page and ask your child if they have seen a Rupert the Bear comic strip or Asterix comic book before.

Look at the Contents page...

On which page would you find information about Charles Shultz?

What information would you find on page 20?

Which page looks the most interesting to you? Explain your answer.

Read from page 2 to the end of page 7.

Page 3

What became popular in newspapers? Why do you think this was?

Find the word Character. Explain what the word character means?

Look at the illustration of Rupert the Bear. List some similarities and differences...

Differences

Similarities

Differences



Explain what CARTOON is?

As well as drawing Rupert, what else did Mary Tourtel do?

What was Mary trained as?

Page 7.

Mary Tourtel's stories were like..

Cartoons

Comics

Fairy Tales

Was Mary Tourtel the only person to illustrate Rupert? Explain your answer.

Activity

L.O To sort words into the correct tense

What does tense mean?

Past, present or future?

When you are writing, you can use words that show if the events have already happened, are happening now or will happen in the future.

- The past tense is used for things that have already happened.

'He was sticky.'

- The present tense is used when something is happening now or when something happens regularly.

'He is sticky.'

- The future tense is used to talk about things that haven't happened yet.

'He will be sticky.'

This week we are focussing on past and present tense. Look at these verbs (doing words). Can you sort them into the correct tense? Cut and stick or copy the words into the columns.

Clue- many past tense verbs end in the -ED....

Verb Sorting Activity

When did it happen? Cut out the verbs on the other pages. Match the pairs of past and present tense of each verb on this page.

Past

Present

spoke

kick

gave

sing

hug

walk

ate

kissed

jump

go

growl

yelled

slept

smell

give

buy

looked

sang

grabbed

got

jumped

kicked

Week Eight, Day One – RE

LO: To understand that the Bible is made up of different sections and that there are different types of writing within it.

This week we will be looking at the organisation of the Bible.

There are two parts, the Old Testament and the New Testament. The Old Testament was before the life of Jesus.

Think about our lesson from last week, where we discussed the different types of writing in the Bible, including, songs, poems, letters, stories and rules.

I would like you to think about light and answer the questions below...

1. When do we need light?

2. How does light help us?

Read through Your Word Is A Lamp – Psalm 119:105.

Think about...

- What type of 'writing' is this?
- Why do you think this message has been written as a verse or a song?
- How might the Bible be a light?


Your last job is to answer the **four** questions on the next page.

What do you think the verse means?

Why do you think the verse was written?

Why might this message be important to Christians?

What might happen if Christians didn't get messages like this
from the Bible?



Your Word Is A Lamp – Psalm 119:105

The Bible is also called God's word.
In God's word we find wisdom and
help to guide us through life.

Do you want to know what God is
like?

How He thinks?

How He feels?

What He wants from you and for
you?

Then remember to always listen
carefully to His words.

Think about them and hide them in
your heart.

Your word is a lamp to my feet
Your word is a light to my path
Your word is a lamp to my feet
Your word is a light, a light to my
path

Your word is a lamp to my feet
Your word is a light to my path
Your word is a lamp to my feet
Your word is a light, a light to my
path

I run in the path of your commands
For you have set my heart free
I run in the path of your commands
For you have set my heart free
I run in the path of your commands
For you have set my heart free
I run in the path of your commands
For you have set my heart free

Your word is a lamp to my feet
Your word is a light to my path
Your word is a lamp to my feet
Your word is a light, a light to my
path

Your word is a lamp to my feet
Your word is a light to my path
Your word is a lamp to my feet
Your word is a light, a light to my
path

A light to my path
A light to my path



Week 8- Day 2

Phonics – Common Exception Words

Handwriting

Maths

English

History

PE – Wacky Races

Phonics – Week Eight, Day Two

LO: To write common exception words.

Complete the say, cover, write check sheet. Don't cheat!



Look, cover, write, check!
Date: 1321



Spelling Words	Monday	Tuesday	Wednesday	Thursday	Friday
whole					
because					
after					
past					
hour					
half					
who					
Mr.					
Mrs.					
money					

Handwriting Week 8 day two

L.O To practise letter joins

Practise today's letter join five times...

ni

Now write each word three times
remembering to include the ni join.

right

bring

Finally write each 'tricky word' three
times.

who



after

half

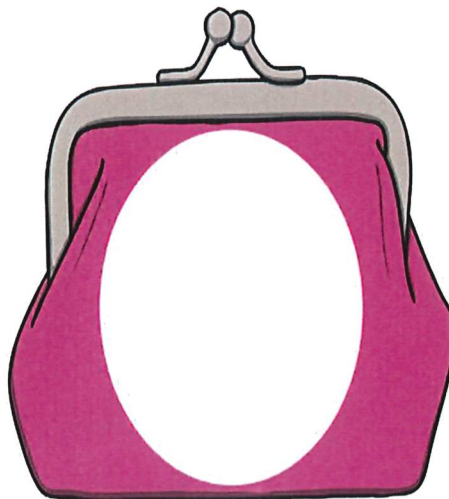
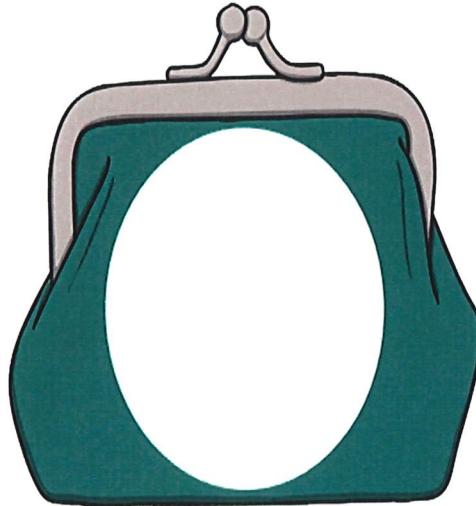
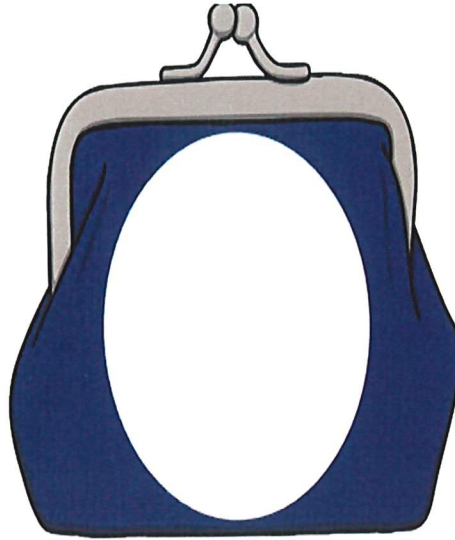
Activity

L.O To use different combinations of coins to make the same amount.

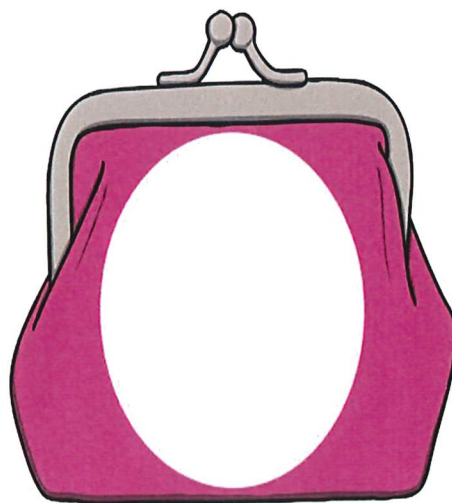
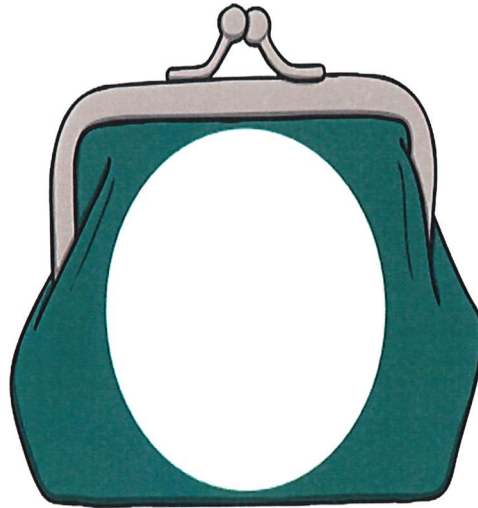


Each person would like 5p. Can you give them 5p in three different ways. The first two have been done for you...



Now, they want 15p. Can you give each person a different combination of coins to make 15p?




Finally, they would like 50p each. What different combinations could they have?



English Week 8 day 2

You will need a copy of...



Read aloud page 8 to the end of page 13.

Look at page 8. Write three facts about Charles Shultz from this page.

1. _____
2. _____
3. _____

Page 9. What is a comic?

Page 10. Write a list sentence to explain all of the characters that were included in Peanuts.

Look at page 12. Charles Shultz had the same routine every day. What was his routine?

Page 13. When he started to earn millions of dollars for his comics, he gave a lot of his money away. Which of our Christian Values did Charles Shultz show?

Activity-

Yesterday you sorted verbs (doing words) into present and past tense. Can you tell a grown-up what present and past tense mean? Which two letters might help us to tell if a word is past tense?

Use the things you learned yesterday to help you with today's activity...

L.O To add ed to form past tense verbs.



1. Add -ed to the words to finish the sentences.



wash

a) Tina _____ her hands.



pick

b) Fay _____ up the toys.



play

c) We _____ in the sand.

2. Now add -ed to these words and write your own sentences.



clean

a) _____



brush

b) _____



kick

c) _____

Week Eight, Day Two – History

LO: I can compare two places.

Big Questions - Where does Dalai Lama live?

Where do you think Dalai Lama lives?

Look at the image below. Where do you think this is?

Use the map on the next page to help you identify the country.

Where do we live? Use the map on the next page to identify where we live and where Dalai Lama lives.

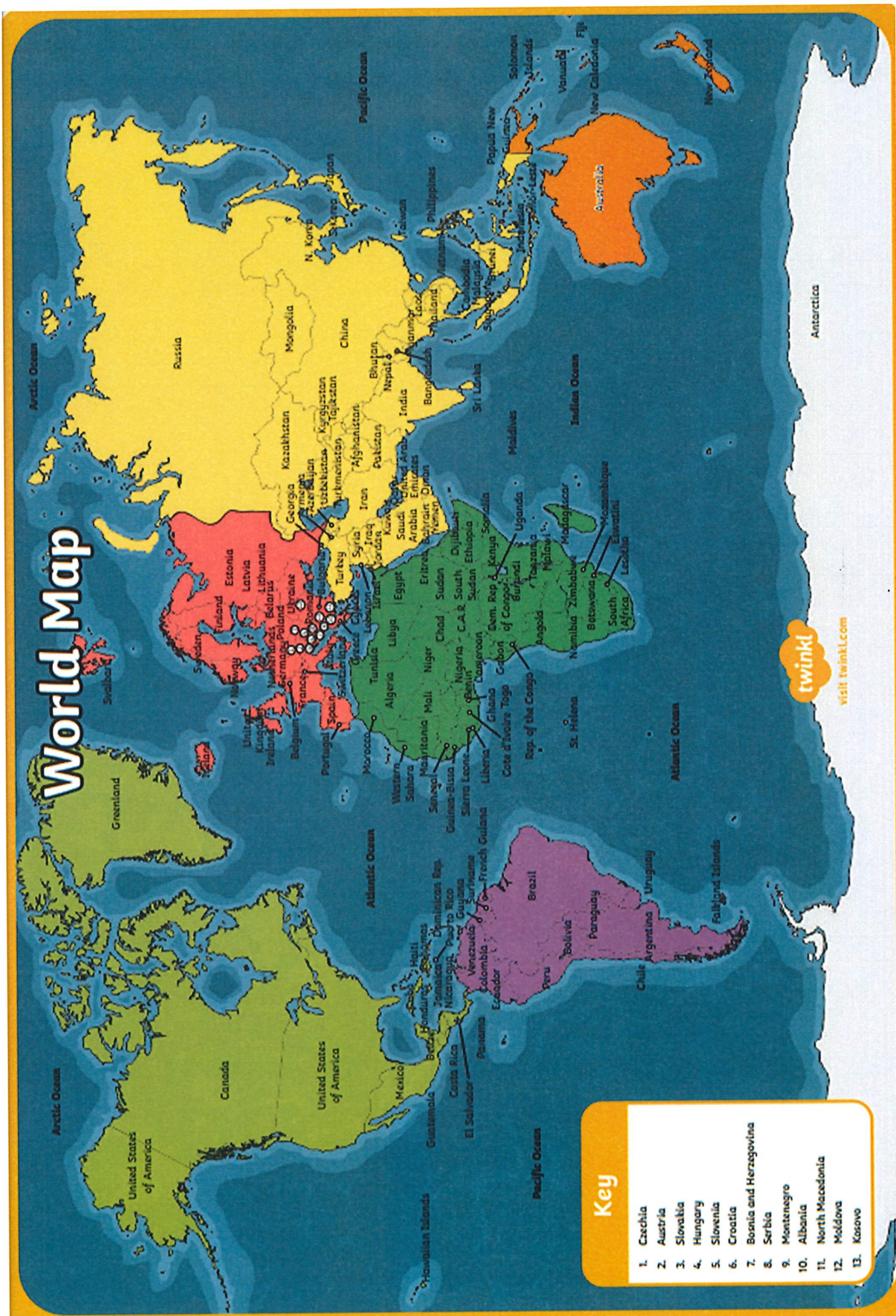
1. Do you think Indian and UK are far away from each other?

2. Why?

3. How do you know?

What would it be like to live in India?

World Map



Key

1. Czechia
2. Austria
3. Slovakia
4. Hungary
5. Slovenia
6. Croatia
7. Bosnia and Herzegovina
8. Serbia
9. Montenegro
10. Albania
11. North Macedonia
12. Moldova
13. Kosovo

Week 8- Day 3

Phonics – Common Exception Words

Handwriting

Maths

English

Geography

PE – Wacky Races

Phonics – Week Eight Day Three

LO: To write common exception words.

Choose 5 different spellings from this week's list. Then choose one spelling at a time and include it in a sentence that makes sense. Don't forget the correct punctuation.

E.g Who has learned their spellings this week?

Underline the spelling that you've included.

1. _____

2. _____

3. _____

4. _____

5. _____

Challenge!

Can you write a silly sentence using all of the spellings that you didn't choose!

Finally, check that all of your spellings have been spelled correctly.

Handwriting Week 8 day three

L.O To practise letter joins

Practise today's letter join five times...

oa

Now write each word three times remembering to include the join.

goat

abroad

Finally, write each 'tricky word' three times...


past

hour

Activity:

L.O To use different combinations of coins to make an amount.

Look at these toy shop items. Using different coins each time, show how you could pay for each item. The first one has been done for you.

Item	Combination 1	Combination 2	Combination 3
			
			
			
			
			

English Week 8 day 3 You will need a copy of...



Tell your grown-up three facts that you can remember about the text from the pages you read yesterday.

Today, read aloud pages 14 to the end of page 19. Create a mini fact file about Asterix and his creator, Albert Uderzo.

L.O To create a fact file

Fact File

[illegible]


Week Eight, Day Three – Geography

LO: I can identify the north and south pole.

Read the information on the next pages.

LO: I can identify the north and south pole.

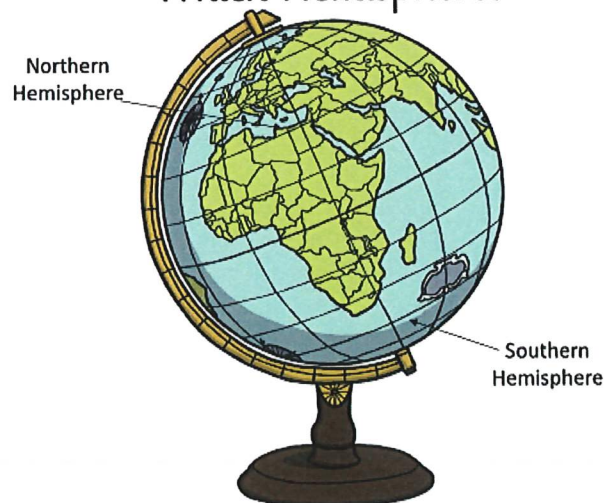
Where
could
this be?



Why?

LO: I can identify the north and south pole.

Which Hemisphere?



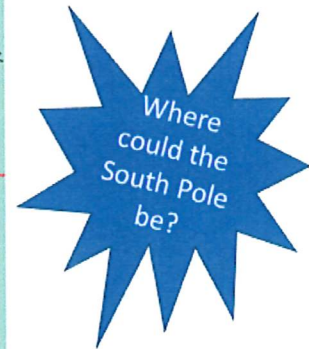
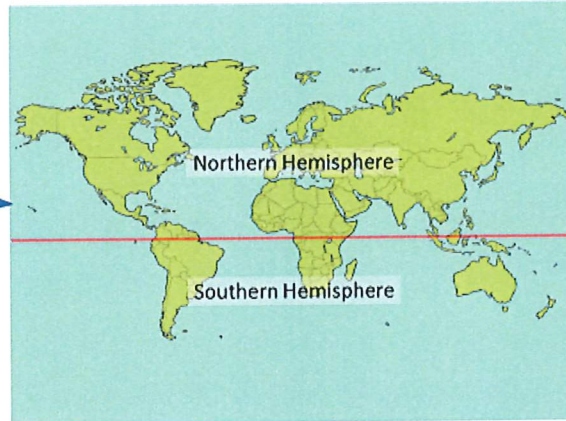
North

South



LO: I can identify the north and south pole.

Which Hemisphere?



Can you name a country, continent or ocean in the Northern or Southern Hemisphere?

LO: I can identify the north and south pole.

Hot and Cold Climates

What is the difference between weather and climate?

Weather

Weather is the day to day changes that we see happen. So, it can be sunny one day and rainy the next.

Climate

Climate is the average weather usually taken over 30 years for a particular place.

What is the weather like in our country?



Is it hot / cold / changeable?

What would you like our weather to be like?

Countries have different types of 'climate' around the world; they can be **hot** or **cold**.

LO: I can identify the north and south pole.




Cold or Polar Climates



What
animals
could live
here?

LO: I can identify the north and south pole.

Warm Climates



What
animals
could live
here?


LO: I can identify the north and south pole.

Animals from Cold Countries



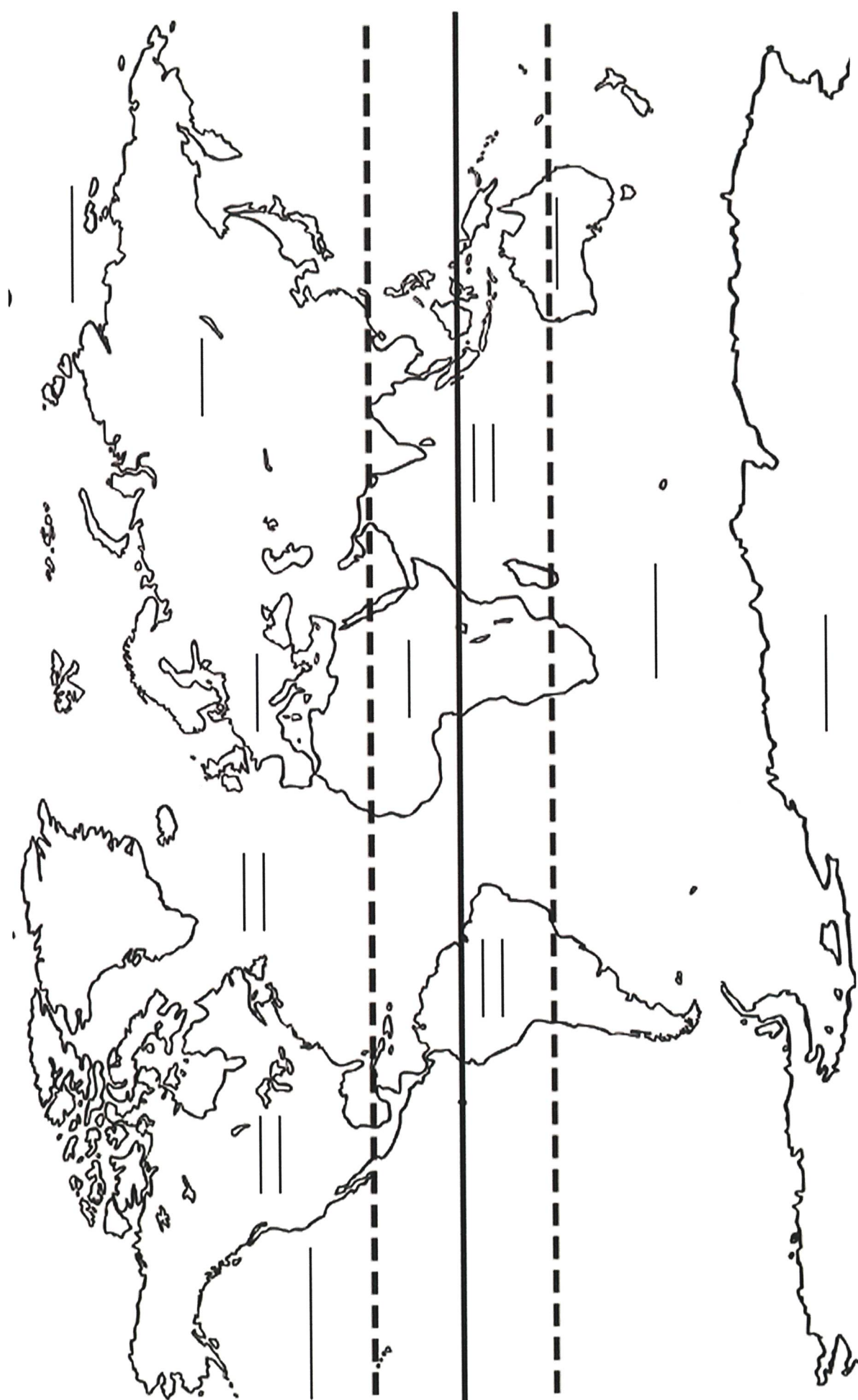
LO: I can identify the north and south pole.


Animals from Hot Countries



You have two jobs.

1. Write **north pole** and **south pole** in the correct places on the world map.
2. Cut and stick the animals in hot or cold countries and climates.





Cut and stick the animals in the correct country or climate.

Week 8- Day

4

Phonics – Common Exception Words

Handwriting

Maths

English

Music

PE – Wacky Races

Phonics – Week Eight, Day Four

LO: To write common exception words.

Using this weeks spellings, create your own wordsearch!

Word Search



teacherfiera.com

FIND THESE WORDS

Handwriting Week 8 day four

L.O To practise letter joins

Practise today's letter join five times.

ee

Now write each word three times,
don't forget to include the letter join.

feet

speech

Finally, write each word three times.
These are this weeks 'tricky words'.

Mr.

Mrs.

Activity:

L.O To calculate change

Look at the amount of money you have been given, look how much the item costs. Write a subtraction number sentences including the two amounts and calculate the answer. Draw a dienes to help you. The first one has been done for you...

Giving Change at the Toy Shop

Calculate the change you would get if you bought the items with the money shown. Use the box to show your workings out and write the answer in the change box.



$$20p - 15p = 5p$$

Change

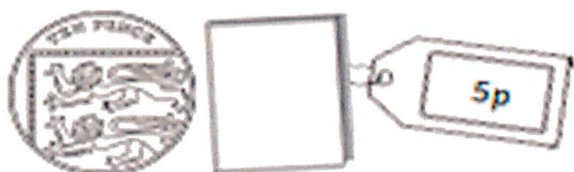
5p



Change



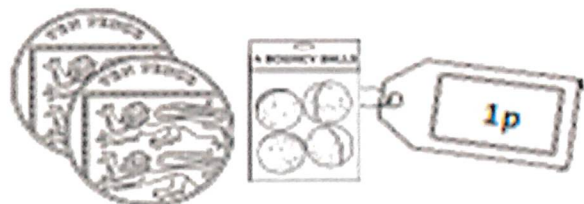
Change



Change



Change



Change

English Week 8 day 4 and 5

You will need a copy of...



Read aloud page 21 to the end of the text.

Write three interesting facts about the last part of this book.

1. _____
2. _____
3. _____

Activity

This is a two day activity, you are going to begin creating your own Comic strip of a story of your own choice and you will complete it tomorrow (on the **comic strip frame**). You can use a story that you know well e.g The Big Bad Wolf, Noah's Ark or Fantastic Mr Fox, a story that you have read recently e.g Hot Dog (you can use the text from last week to help you) or a story that have you have made up.


Here are some comic strips for ideas and inspiration...

Comic Strips

Here are some ideas to help you...



Once upon a time... a princess tried to make a comic...






Comic strips tell a story using
pictures and **speech**
 (usually in speech bubbles).

Here are some speech bubbles for you to cut and use in your comic strip...



L.O To create a comic strip



Week Eight, Day Four – Music

LO: I can create my own music using instruments.

Your job is to create your own instrument. Use the instruction sheet (on the next page) to help you.

Be creative! You can make any instrument that you like!

Once you have made your instrument, create your own music.

Do you like the music you have created? Why?

Do you need to change anything?

Could you use a different instrument to make a louder/quieter/sharper effect?

Make a Musical Instrument Activity

Can you make your own musical instrument? You might want to make a shaker, a drum, a guitar or something else of your own choice.

Here are some resources you may want to use. Remember you can think of your own ideas too.



Kitchen roll

Elastic bands of different thicknesses

Plastic or paper cups

Boxes of different size

Lentils or other dried beans

Tissue paper

Scissors

Glue

Tape



Draw a picture of your creation.

Can you explain to a friend how you made it? You might even want to write down the instructions for somebody else to make it.

Week 8- Day

5

Phonics – Spellings

Handwriting

Maths

English

Art


PE – Wacky Races

Phonics- Week Seven, Day five

L.O To perform a spelling test

Every Friday, your grown up is going to test your spellings for the week. Write your answers and give yourself a score out of 10. Good luck!

1. _____
2. _____
3. _____
4. _____
5. _____
6. _____
7. _____
8. _____
9. _____
10. _____



Handwriting Week 8 day five

L.O To practise letter joins

Practise today's letter join five times.

ow

Now write each word three times. Don't forget to include the letter join!

snow

window

throw

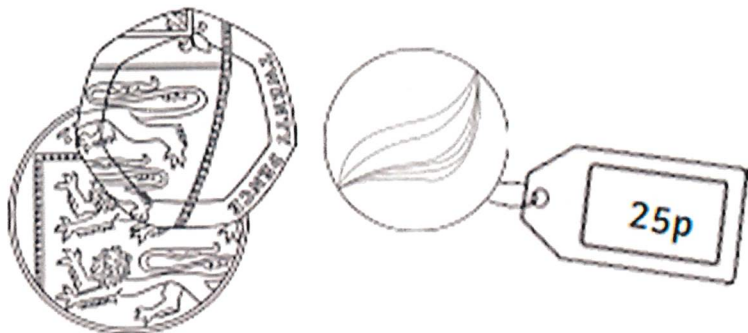
Now write this silly sentence as beautifully as you can...

Mr Christmas bought some whole new clothes in half an hour with his money.

Activity:

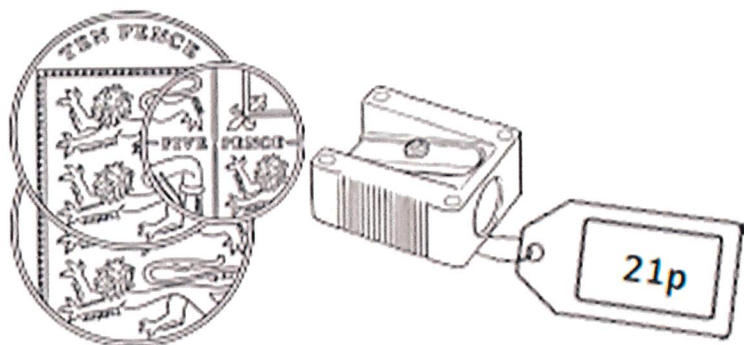
L.O To calculate change

Look at the amount of money you have been given, look how much the item costs. Write a subtraction number sentences including the two amounts and calculate the answer. Draw dienes to help you. The first number sentence has been done for you...



$$30p - 25p =$$


Change



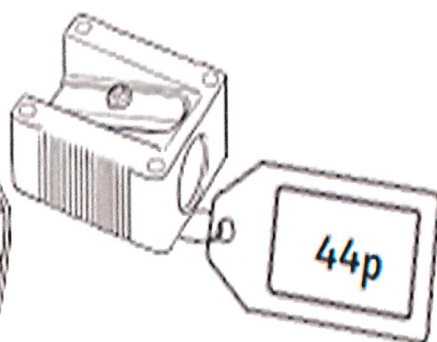
Change



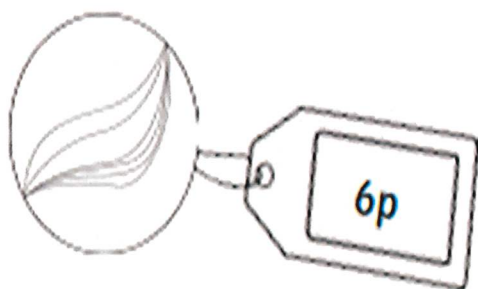
Change



Change



Change




Change

Week Eight, Day Five – Art

LO: I can use what I know to design my own art.

Using our knowledge of Kenujuak Ashevak's artwork, you will be creating your very own pieces of artwork.

Your job is to recreate the picture below, which shows Inuit (in-you-it) Art.




Here are some ideas of what materials you could use:

- | | |
|---------------------|-------------------|
| • Sticks | • Paint |
| • Leaves | • Chalk |
| • Stones | • String |
| • Petals or flowers | • Beads |
| • Pasta | • Ice cubes |
| • Spaghetti | • Popsicle sticks |
| • Fruit | • Salt |
| • Cereal | • Marshmallows |

Paper plates

On the next page there are some extra ideas of different ways to re-create this artwork.



MARSHMALLOW IGLOO CRAFT

